

RB456/466 HD PRO

# RB456/466 HD PRO

VARIABLE BALERS

120 x 165 cm  
120 x 190 cm



CASE IH

CASE IH





# THE PRO ALL-ROUNDER

More capacity and versatility with the RB456/466 HD Pro

Perfect for demanding contractors and large cattle farmers: The RB6 HD Pro is designed to meet your individual requirements – from baling straw to hay and silage under any conditions.

Our new heavy-duty driveline consists of robust components and was made for heavy loads – perfect for keeping maintenance to an absolute minimum. Solid, clean bales are processed faster: That's the deal.



## DURABILITY

Rely on the robust driveline and premium materials to maximise service life and keep downtime low



## PERFORMANCE

Increase your capacity and ensure high densities for all sizes and crops



## VERSATILITY

Choose from a wide range of cutting options via Rotor Feeder and Rotor Cutter



<b>OVERVIEW</b> .....	4 – 5
<b>PICK-UP</b> .....	8 – 9
<b>ROTOR</b> .....	10 – 11
<b>BALE-FORMATION &amp; WRAPPING</b> .....	12 – 13
<b>NEW FEATURES</b> .....	14 – 17
<b>RELIABILITY &amp; SERVICE</b> .....	18 – 19
<b>SERVICE SOLUTIONS</b> .....	20 – 21
<b>SPECIFICATIONS</b> .....	23



# THE RB456 HD PRO AND RB466 HD PRO SERIES

Experience the new game changer

The new RB6 HD Pro series is a high-performance baler for exceptionally high densities in any conditions. Thanks to their heavy-duty design and durable components, the new models set a benchmark regarding service life,

throughput and bale quality. The integrated heavy-duty T-type gearbox can handle up to 200 hp input, maximising productivity and reliability when you need it.

MODELS	Drop floor	PTO speed	Pick-up width	System	Density control	Diameter
RB456 HD Pro	Active	1,000	2.3 m	Rotor feeding, Rotor cutter, 13 or 25 knives	From the cab	1.2 x 0.9 m - 1.65 m
RB466 HD Pro	Active	1,000	2.3 m	Rotor feeding, Rotor cutter, 13 or 25 knives	From the cab	1.2 x 0.9 m - 1.9 m





1

#### RELY ON STRENGTH

- New heavy-duty split driveline concept
- Durable components and strong frame
- Minimum maintenance and long intervals
- Dual drive rolls and looped rolls

2

#### BE MORE PRODUCTIVE

- Pick up heavy crops (2.3 m pick-up with 5 tine bars)
- Prevent crop blockages (active drop floor system)
- Increased capacity (massive feeding rotor)
- Make larger bales (1.65 m and 1.9 m diameters)

3

#### INCREASE BALE QUALITY

- Perfect bale shapes with duckbill net feeding
- Bale shape monitored by sensors on two outside belts
- Moisture sensor system monitors bale quality

4

#### STAY VERSATILE

- Two feeder types (Rotor Cutter or Rotor Feeder) to suit your needs
- Adjust to conditions with knife selector
- Vary cut length as needed
- Feed fragile crops gently with Rotor Feeder

5

#### CONVENIENT BALING OPERATION

- Improve daily outputs and decrease fatigue (baler-to-tractor automation)
- Select knives from cab
- Change settings on the go through intuitive user interface









## MORE BALES. MORE SALES.

Increase productivity in all kinds of crops

The RB HD PRO series is capable of baling from heavy wet silage crops to bulky straw windrows and allows you to handle them with ease, thanks to our wide pick-up. Moreover, the automatic drop floor system manages high outputs without risking crop blockage, enabling you to get the most out of your precious time on the field.





# MAXIMUM THROUGHPUT IN ITS DNA

It just works. No matter the conditions

**One size fits all:** The RB6 HD Pro series handles different crops, such as grass, hay or straw, in some of the world's most rugged terrain. Even grass can be complicated, with long, tough blades in spring and dry, brittle characteristics in summer. With this in mind, we reinforced the pick-up so that you can focus on everything else but the swath: Whether it is high or low volume, dry and brittle, or wet and tough.

## **LARGE AND FAST: NO PROBLEM**

The cam-guided heavy-duty 2.3 m pick-up is capable of handling large windrows to maximise throughput while ensuring excellent ground cleaning for all types of crops and terrains with more tine bars.

Two massive cam drives split the load to prevent peaks, lessening stress on individual components. In turn, service life increases, regardless of working conditions.

## **PRE-COMPACTED: PERFECT**

The reinforced roller windguard with rakes at the back of the roller compresses windrows for smooth feeding. Thanks to its heavy design, the crop is perfectly pre-compacted – ideal for working with different volumes of crops. Large-diameter dual side augers are made for high capacities: They feed crops to the rotor or cutter assembly and produce firm edges and heavier bales.





#### **TOP FEED ASSIST: LET'S ROLL**

Your solution for heavy windrows of dry crops. This option ensures smooth crop flow between pick-up and rotor. By pre-compacting the straw, the RB6 HD Pro series minimises the risk of blockage and will help you get more productive.

#### **A CLEAR VIEW OF THE SWATH**

Operators have an excellent view across the entire width of the pick-up. When you can see what you're picking up, your losses go down and your bales are better shaped.

#### **PICK IT ALL UP**

160 RigiFlex rubber tines are mounted on 5 tine bars which distribute peak loads equally across each bar. Mounted with large coils and narrowly spaced, these tines can pick up even short and heavy crops at far higher intake rates with a minimum of crop losses.

#### **NEW HITCH**

The newly-designed hitch is fully convertible from low to high hitch position so that cropflow is always optimised with the proper feed angle.





# AVOID BLOCKAGE. SEEK PERFORMANCE

Maximise output and efficiency in the long run

**Contractors demand a maximum of intake capacity and cutting quality without risking blockages or other failures. For this reason, we have developed three types of rotors that have one thing in common: Every single one is sturdy and extremely robust – ideal for high-volume intake.**

## KEEP PERFORMING

Providing a consistent crop flow to every corner in the chamber is possible due to a massive feeding rotor. V-shaped rotor tines made of highly durable steel distribute the crop evenly across the full width – for firm edges and denser bales.

## RELY ON DURABILITY

Due to its heavy weight and massive diameter of 520 mm, the rotor is highly-resistant against blockages, even with lumps in the swath. By selecting a higher grade of steel, even stronger than the well-known HarDox, we ensure you can enjoy the RB6 HD Pro for a long, productive service life.

## STAY VERSATILE

Adjust your individual requirements with a choice of three different kinds of rotors: Rotor Cutter with 25 knives, Rotor Cutter with 13 knives and Rotor Feeder.

## PREVENT BLOCKAGE

Maximise throughput and efficiency in the field and minimise downtime caused by crop blockages. The unique active drop floor prevents peak loads from turning into blockages by moving the automatic mechanical floor to a lower position so that heavy crop can pass.

- The drop floor is spring loaded and moves automatically
- Heavy crop can pass without clogging the rotor
- A potentiometer monitors the opening gap and time to warn the operator when the threshold is exceeded



# TWO FEEDER TYPES TO SUIT YOUR NEEDS

## Rotor Feeder

### MAXIMUM INTAKE

The rotor feeder is the first choice for fragile crops to minimise damage and crop losses. Equipped with a 520 mm wide rotor turning at 140 rpm, the rotor feeder provides excellent feeding and a good bale shape/weight regardless of swath conditions.

- Ideal for dry crops
- Gentle enough for fragile crops



## Rotor Cutter


### TOP QUALITY FORAGE

The rotor cutter's 25 knives maximise cutting performance and thus the quality of the crop. When baling silage, higher compaction means less air in the bale for optimum fermentation, resulting in best fodder quality and subsequently high milk production.

- Versatile solution (dry or silage crops)
- Higher compaction for better fodder quality

### FULL FLEXIBILITY WITH THE ROTOR CUTTER KNIFE BAR

Choose your preferred cutting length with a medium cut 13 or short cut 25-knife system. Equipped as standard with the 25-knife system, the hydraulic knife group selection allows easy switching between 25, 13, 12 or 0 knives directly from your monitor in the cab. All knives can be extended or retracted at any time – a hydraulic knife protection system to prevent damage is included.







## HIGH QUALITY. HIGH DENSITY.

Designed to improve productivity

**Variable chamber balers are perfect for flexible bale sizes to suit crop, storage and livestock requirements. Discover the incredible advantages of the RB6 HD Pro series and improve your productivity in the field. We know you have enough to do, let us make it easier.**

### **LONGER DURABILITY**

Four high-strength belts produce well-formed high-density bales, with superb weathering characteristics. Excellent belt surface grip rotates the bale as it forms, without slipping, to produce a tightly-packed bale with a moisture-resistant surface.

### **BETTER ROTATION**

Whether you're dealing with hard-to-handle dry material or heavy, wet grass, the redesigned dual drive rolls guarantee positive belt drive in all conditions. Cleaning rollers remove debris from the belts and ensure a quiet and reliable belt drive



OPTIMAL GRIP ON THE CROP  
THANKS TO 4 ENDLESS BELTS AND  
AGGRESSIVE DRIVER ROLLER



**RELIABLE LEFT AND RIGHT DRIVING  
INDICATOR SENSORS FOR EQUAL  
AND PERFECT SHAPED BALES**



**NUMBER OF NET LAYERS  
CAN BE PRESET FROM A MINIMUM  
OF 1.5 UP TO A MAXIMUM OF 6**

### **PREMIUM LASTS LONGER**

The four parallel seamless belts in the system use the same vulcanized technology as radial tires, providing the most robust materials for your baling jobs. No seams means fewer breaks, increasing service life and lowering costs.

### **DUAL DENSITY SYSTEM**

The dual density hydraulic system with a step-less adjustment from the cab was specially developed for a high and constant level of bale compaction in all conditions. Fewer, heavier bales require less transport and storage, and promise higher silage quality.

### **CLEANER WRAPPING**

Get nice, clean bale shapes with duckbill net wrapping. The net is actively in contact with the rotating bale to make sure the net starts in dry straw or short and wet silage.

### **ENHANCED EJECTION**

The bale ejection system dispenses with enough clearance to allow the tailgate to close without interrupting baling. Baler-tractor automation with a bale presence switch on the ramp is optional.

### **DESIGNED TO SHAPE**

New right and left driving indication sensors constantly monitor the tension of the two outside belts. A display shows the driver two bar graphs, letting him or her adjust which side of the swath the baler is running along to achieve a perfectly cylindrical bale shape.





CASE IH

CASE IH  
HD Pro  
RB456





# SMART FEATURES FOR SMART FARMERS

Convenience inside and out

High technology features are within easy reach with the new RB6 HD Pro. Equipped with an easy-to-use interface, optional baler-tractor automation and a maintenance concept designed to speed up your work, all models are designed with one thing in mind: Providing operators with the highest comfort possible to facilitate your day on the field.





850  
N 10  
5  
0.00

12001

Speed 0.00 mph  
Distance 1263.1 km  
Fuel in Work 464.9 l  
Area Worked 203.55 ha  
Fuel Rate 1.9 l/h

7.10% 7.10% 7.10%

11





# MORE CONTROL. LESS FATIGUE.

Measure, automate and connect

Experience the comfort of the new, simplified user interface of the RB6 HD PRO series. A clearly structured design displays a variety of top-level functions relating to cutting, baling and ejecting at one finger tip. Monitor every stage of bale formation directly on your screen.

## NEW INTERFACE

Save time and maximize your daily output: Adjust your Case IH interface intuitively and on the go – without any manual interventions on the baler.

- Set bale size, net wraps and density
- Save specific settings for up to 60 fields

- Data storage:
  - Total bale count
  - Bale count for the selected job
  - Moisture of the last bale
  - Average moisture

## REAL-TIME MOISTURE

Keep your quality up – automatically. Our system controls bale moisture and quality and sends notifications to your interface in case of any deviation.

- Measure moisture from 7 to 60 %
- Control moisture and set alarms for ranges

ISOBUS CASS III  
AS STANDARD



## BALER-TRACTOR-AUTOMATION WITH ISOBUS 3

The RB6 HD Pro system automates the baling process to minimise operator fatigue.

- Tractor stops when bale diameter is reached
- Automatic net binding, opening and closing of the tailgate
- Restarting the baling process by moving the tractor shuttle lever forward button or by activating the button on the Multicontroller joystick.





## RELIABLE AND CONVENIENT

### Bale more for less

The RB6 HD Pro is designed for durability and individual customer requirements. Flotation tyres up to 620/40 R22.5 minimize your soil compaction, while the user-friendly arrangement of the net storage allows easier loading of the net roll from ground level. Heavy-duty components and convenient features result in the lowest possible cost per bale – a great deal for farmers and contractors!

#### GENTLE TO THE GROUND



The massive 620/40 R 22.5 tyres have a very large footprint and protect your soil

#### UNIFORM POWER TRANSFER

Reliable and efficient, the new T-type gearbox distributes power evenly and minimises power losses.

#### STORAGE NOW ON THE LEFT SIDE

- Fully independent for more than one full day of baling
- Carry three net rolls in your baler (1 active + 2 in storage)
- Short height to lift net into storage position
- Shorter distance to carry net when loading into front
- Second storage position above active net roll



# SAVE YOUR TIME AND MONEY

Keep maintenance at an absolute minimum

**In addition to our premium components, this baler was made for minimum servicing. Contractors be always be ready without losing time on maintenance jobs, leaving more time for what matters: your fields.**

## EASY ACCESS POINTS

Whether it is the wide opening of the pick-up or getting access to the roller windguard, the RB6 HD Pro series is designed for easy access.

## UNDERSHIELD SERVICE LIGHT KIT

The RB6 HD Pro series provides you with lights under the side panels and front panels – perfect for any maintenance application.

## AUTOMATIC GREASING

Above 200 rpm PTO speed, the system will start to grease 16 main points including rollers and gearbox at rates that can be adjusted on your screen. The tailgate bearings are greased “for life”, with double seals to further improve machine service life.

- 1** All drive chains are lubricated automatically for smooth running and less wear.
- 2** As standard all machines are equipped with grease banks.
- 3** Largely sized bearings to cope with intensive use.

## AUTOMATIC OILING

Driving chains are being greased continuously during all operations so that you can fully concentrate on your workload and challenges on the field.





# PARTS AND SERVICES

Solutions for your farming

Our professional dealer network backed up by local Case IH teams, industry-leading Case IH support tools, modern training methods, best-in-class replacement parts, support and logistics performance. All you need for an excellent all-encompassing after-sales service to keep you farming.

## **GENUINE***PARTS*

### THE IDEAL CHOICE

Our wide range of top quality genuine parts can help maintain the full potential of your machine, season after season, guaranteeing top performance, utmost productivity and high residual value.

## **REMAN***PARTS*

### REMANUFACTURED

Cutting-edge technology, tailored tooling, equipment and stringent quality testing allow us to remanufacture essential components of your machine to the highest standards, ensuring the same performance as new parts.

## **ACCESSORIES***LINE*

### BUSINESS SOLUTIONS

Our engineers also develop solutions to cover every one of your individual demands, packaged into kits and designed to help improve business efficiency.

Your Case IH dealer offers a host of partner-branded tools, small parts and accessories provided by selected partner suppliers.



## **MAXSERVICE**

### **AROUND THE CLOCK. AROUND THE COUNTRY.**

The Case IH support operates around the clock in high season, in close partnership with the dealer network, to minimise any downtime you might experience. Your dealer, together with Case IH Parts & Service team, has the main goal of getting you back to work as quickly as possible. Solutions may come through the priority shipment of needed parts (24/7), the support on field of Case IH technicians, courtesy units wherever applicable.

## **SAFEGUARD WARRANTY**

### **PROTECT YOUR INVESTMENT**

The Case IH Extended Warranty program under the same condition as the first year. SAFEGUARD WARRANTY allows you to protect your investment from exposure to risk of unexpected repair cost, farm with peace of mind, keep operating costs under control and, at same time, increase machine resale value.

## **SAFEGUARD CONNECT**

### **ENHANCE YOUR PRODUCTIVITY**

SAFEGUARD CONNECT™ is the combination of the best Case IH Services into one unique comprehensive package. A set of added-value services included in your new connected flagship machine\*, for long-lasting protection of your investment and maximum productivity of your farming. SAFEGUARD CONNECT may include: Safeguard Warranty, Max Service, preseason checks, Operator training, and all the AFS Connect features and services such as the proactive remote support from our control rooms, Telematics, fleet management, maintenance reminders and machine history reports.

\* ask your Dealer for the availability, terms and conditions of Safeguard Connect for your new Case IH machine.





# CNH INDUSTRIAL CAPITAL

Optimal financing solution




## Why choose CNH Industrial Capital? Because CNH Industrial Capital:

- Has a 50+ year global experience in equipment finance
- Is your one-stop financial partner
- Is a global specialist in agricultural equipment finance
- Offers a complete range of financial services
- Provides competitive and flexible schemes
- Proposes customised finance solutions

CNH Industrial Capital is the financing company for Case IH. Our employees are financial experts and have many years of experience in agriculture. We not only know about Case IH products and the market – we also understand the individual requirements of your operations. Therefore we are always able to offer you a financial solution for your new investments that is tailored specifically to your operational requirements. Our most important goal is improving the profitability of your investments!

MODELS	RB456 HD PRO - ROTOR FEEDER	RB456 HD PRO - ROTOR CUTTER	RB466 HD PRO - ROTOR FEEDER	RB466 HD PRO - ROTOR CUTTER
<b>BALE DIMENSIONS</b>				
Bale diameter [cm]	90 / 165	90 / 165	90 / 190	90 / 190
Width [cm]	120			
<b>TRACTOR REQUIREMENTS</b>				
Minimum PTO power [kW/hp]	74 / 100	88 / 120	74 / 100	88 / 120
Tractor hydraulic outlets	2			
Overall protection	Cut-Out Clutch			
PTO speed	1,000			
<b>PICK-UP</b>				
Width, effective (DIN 11220) [m]	2.3			
Number of tine bars	5			
Windguard type	Roller			
Pickup wheels	Gauge wheels (15/6.00 - 6)			
Overload protection	Radial Pin Clutch			
Floatation	Adjustable spring			
<b>FEEDER &amp; CROP CUTTER</b>				
Type	Rotor „V“ shape			
Feeding system	Rotor Feeder	Rotor Cutter 13 or 25 knives	Rotor Feeder	Rotor Cutter 13 or 25 knives
Top Assist Roll	○	○	○	○
Active Drop Floor	●	●	●	●
Max number of knives	-	25	-	25
Knife protection	-	Hydraulic	-	Hydraulic
<b>BALE FORMATION</b>				
Type	Hydraulic			
Number of belts	4 x 273 mm endless			
Density control	In-cab control through monitor			
Bale shape indicators	●			
<b>WRAPPING SYSTEM</b>				
Net wrapping system	Duckbill net feeding			
Net storage	1 active + 2 spare			
Net coverage	Edge to edge			
<b>MONITOR</b>				
Baler control system	AFS Pro 700			
<b>TYRES AND BRAKES</b>				
Available sizes	500/55-20 or 620/40-22.5			
Brakes	Hydraulic or Pneumatic			
<b>BALER DIMENSIONS</b>				
A: Width on 500/55-20 tyres [mm]	2,742	2,742	2,742	2,742
B: Width on 620/40-22.5 tyres [mm]	2,910	2,910	2,910	2,910
C: Total length [mm]	4,865	4,865	5,120	5,120
D: Total height [mm]	3,170	3,170	3,280	3,280
E: Weight [kg] <sup>1)</sup>	3,500	3,500	3,850	4,235
<b>OTHER EQUIPMENT</b>				
Automatic chain lubrication	○	○	○	○
Automatic chain greasing	●	●	●	●
LED under shield service lights	○	○	○	○
Beacon light	○	○	○	○




● Standard Equipment    ○ Optional at extra costs    - Not available    <sup>1)</sup> Depending on configuration





     
[caseih.com](http://caseih.com)

 Free phone: 00 800 22 73 44 00

Safety never hurts! Always read the Operator's Manual before working with any equipment. Inspect equipment before using it, and be sure it is operating properly. Follow the product safety signs, and use any safety features provided. This literature has been published for worldwide circulation. The standard and optional equipment and the availability of individual models may vary from one country to the next. Case IH reserves the right to undertake modifications without prior notice to the design and technical equipment at all times without this resulting in any obligation whatsoever to make such modifications to units already sold. Whilst every effort is made to ensure that the specifications, descriptions and illustrations in this brochure are correct at the time of going to press, these are also subject to change without prior notice. Illustrations may show optional equipment or may not show all standard equipment. Case IH recommends **AKCELA** lubricants.

TP01 / SM / 11.22 / Printed in Austria - Cod.No. 22C3003COMINB

**CASE IH**