

**CASE IH**  
AGRICULTURE

FOR THOSE WHO DEMAND MORE

# AXIAL-FLOW®

250 SERIES





# WORK WITH EASE

in any conditions



THE NEW DIMENSION .....	04 - 09
HEADERS.....	10 - 17
THRESHING SYSTEM .....	18 - 23
CLEANING SYSTEM .....	24 - 29
GRAIN HANDLING .....	30 - 35
RESIDUE MANAGEMENT .....	36 - 41

DRIVE TECHNOLOGY .....	42 - 49
CAB .....	50 - 57
AFS .....	58 - 65
SERVICE .....	66 - 71
SUSTAINABILITY .....	72 - 73
SPECIFICATION .....	74 - 75



# A NEW DIMENSION

in productivity

**Designed to tackle the challenges and constraints under which modern farm businesses must work, new Case IH 250 Series Axial-Flow® combines are engineered with innovation to meet the demands of larger farms and fields, and the requirement for high grain quality.**

## **FINGER ALWAYS ON THE PULSE**

To overcome all these challenges and preserve grain quality, Case IH is constantly working on improving its combines, and invests heavily in research and development of existing products. In the case of Axial-Flow® 250 Series, the key introduction is the automation system “AFS Harvest Command™”.

## **AUTOMATIC COMBINE SETTINGS**

The new patent-pending AFS Harvest Command™ is a revolutionary monitoring and control system which communicates with all key elements of the combine

and processes the acquired data. As a result, in real time all combine settings such as reel, knife and auger speeds, rotor speed, cleaning fan speed and sieve settings are adjusted to guarantee maximum productivity and grain quality. All this without the need for any action by the operator.

## **THE BRAIN OF THE COMBINE**

The central interface is the unique AFS 700 terminal, which processes the signals from the grain quality camera, from the combine’s threshing and separation elements and from the operator, and takes the optimal real time settings from these.

By relieving the operator of the need to make critical adjustment decisions, not only is driver strain reduced, but greater attention can be given to the header and the unloading auger.

## **AFS**

Data collection, file transfers via telemetry and various guidance programs with up to 2.5 cm accuracy

## **COMFORTABLE CAB**

There is no combine simpler or more comfortable to operate than the latest Case IH Axial-Flow® combine

## **DRIVELINE**

The CVT header drive option adapts the speed of the header to the harvesting conditions, reducing crop loss and header wear

## **HEADER**

250-series combines can be equipped with the latest generation Case IH headers which are available in widths up to 13.6 m





**UNLOADING RATE**

113 l/sec (standard)  
141 l/sec on 7250,  
159 l/sec on 8250/9250  
(optional)

**GRAIN TANK CAPACITY**

7250	11,100 l (14,400 l option)
8250 / 9250	14,440 l

**GRAIN HANDLING**

Easy to position for precision grain placement to ensure trailers are fully and accurately filled

**ENGINE**

Diesel of the Year 2014.  
From 498hp to 634hp with  
HI-eSCR Tier 4B technology

**RESIDUE MANAGEMENT**

Chop and spread evenly for rapid decomposition to start off the new season. Choose from various integral choppers and the hood mounted Xtra-Chopping system

**THRESHING SYSTEM**

Enhanced rotor for European conditions

**CLEANING SYSTEM**

Just enough air to obtain the cleanest grain sample yet prevent grain loss, whether working in the body of the field or when manoeuvring in and out of the crop

# AFS HARVEST COMMAND™

## Masterstroke in many ways

Our new AFS Harvest Command™ automation is designed to relieve the operator from refining combine settings to changing conditions, and allow the combine driver to focus on unloading and logistics. The standard and proven Automatic Crop Settings (ACS) system allows the key components such as fan speed and concave clearance to be set up for a certain crop at the press of a button. The Feedrate Control option adds to ACS the benefits of controlling the ground speed based on crop load to pre-set parameters. Full-specification AFS Harvest Command™ automation adds rotor cage vane adjustment, grain camera and sieve pressure sensors to maximise harvesting speed by changing the combine settings to meet and maintain pre-set parameters.

### OPERATOR INPUTS REDUCED FROM SEVEN TO TWO

Equipped with AFS Harvest Command™, the Axial-Flow 250 Series will automatically adjust the fan speed, ground speed, sieve opening, rotor speed and rotor cage vanes according to the desired outcome selected by the operator. That means only two manual operator inputs are then required: setting the concave clearance and operating the unloading auger.

#### 1 – IN THE ROTOR CAGE

Now that rotor cage vanes are adjustable from the cab, or will automatically adjust themselves when AFS Harvest Command™ automation is engaged, operators have the ability to retain crop for longer or eject it more quickly from the rotor cage. Altering the pitch of the rear six vanes allows crop to be moved faster or more slowly through the cage. Longer retention may be desirable for less-ripe crops to be threshed and separated properly, while faster flow will improve straw quality for baling.

#### 2 – AT THE SIEVES

Patented sieve pressure sensors provide AFS Harvest Command™ automation with crop load data on the sieves, forewarning of impending losses and allowing the combine to make proactive adjustments before any grain loss occurs. They help the system discern the difference between sieve overload and blow-out losses, and adjust fan and sieve settings accordingly, preventing grain loss when exiting or entering the crop at the headland or stopping the combine in the field.

#### 3 – ON THE MOVE

Time spent travelling is unproductive. That's why Case IH equips Axial-Flow® 250-series combines with a new transmission that eliminates any need to change gears on the road. The new twin-range design incorporates a field mode and a road mode, with seamless range-changing taking these machines all the way from a standstill up to 30 km/h when in road mode. The transmission is also integrated into the AFS Harvest Command™ option to attain the highest possible harvesting speed which will satisfy the set harvesting parameters.





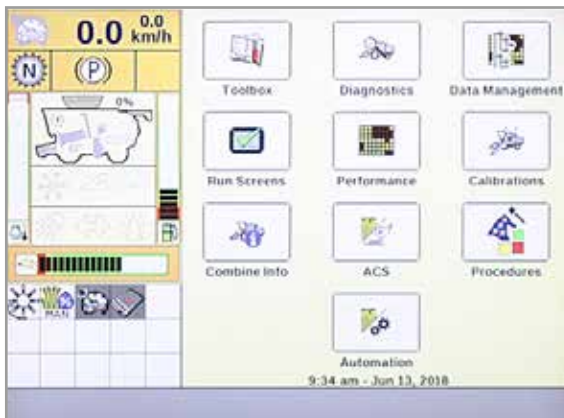
# CHOICE OF HARVESTING STRATEGIES

Correct strategy to suit your needs

Here's how the Axial-Flow® 250 Series does more to care for your crop, more to make working days easier, and more to help get the maximum from every element of your machine.

## ALWAYS THE RIGHT STRATEGY

Tell the combine your harvesting strategy and it will provide you with just that; always seeking the maximum allowed field speed or engine load to put the maximum amount of grain in the barn within the defined parameters.



AFS Pro 700 homepage screen

Choose from 4 strategies:

- **Grain quality mode:** the combine adjusts settings to maintain a targeted grain quality and impurity level, while minimising losses.
- **Performance mode:** the combine operates at a speed to ensure acceptable rotor and cleaning system losses.
- **Constant throughput mode:** the combine maintains a target throughput by varying its speed, and adjusts settings to minimise losses.
- **Maximum capacity mode:** the combine operates up to the operator-set speed or power limit, while adjusting settings to minimise rotor and cleaning system grain losses.



Choose from four harvesting strategies

## BENEFITS

- AFS Harvest Command™ supports your farming strategies, requiring no extra investments.
- Practical harvesting strategies address daily harvesting issues, relieving you of some management stress.
- Enhances proven Axial-Flow® technology to extract even greater performance from the combine.
- Increased productivity: operators with less experience are able to quickly attain high outputs.
- Clean, undamaged grain – quality means potential premium prices.

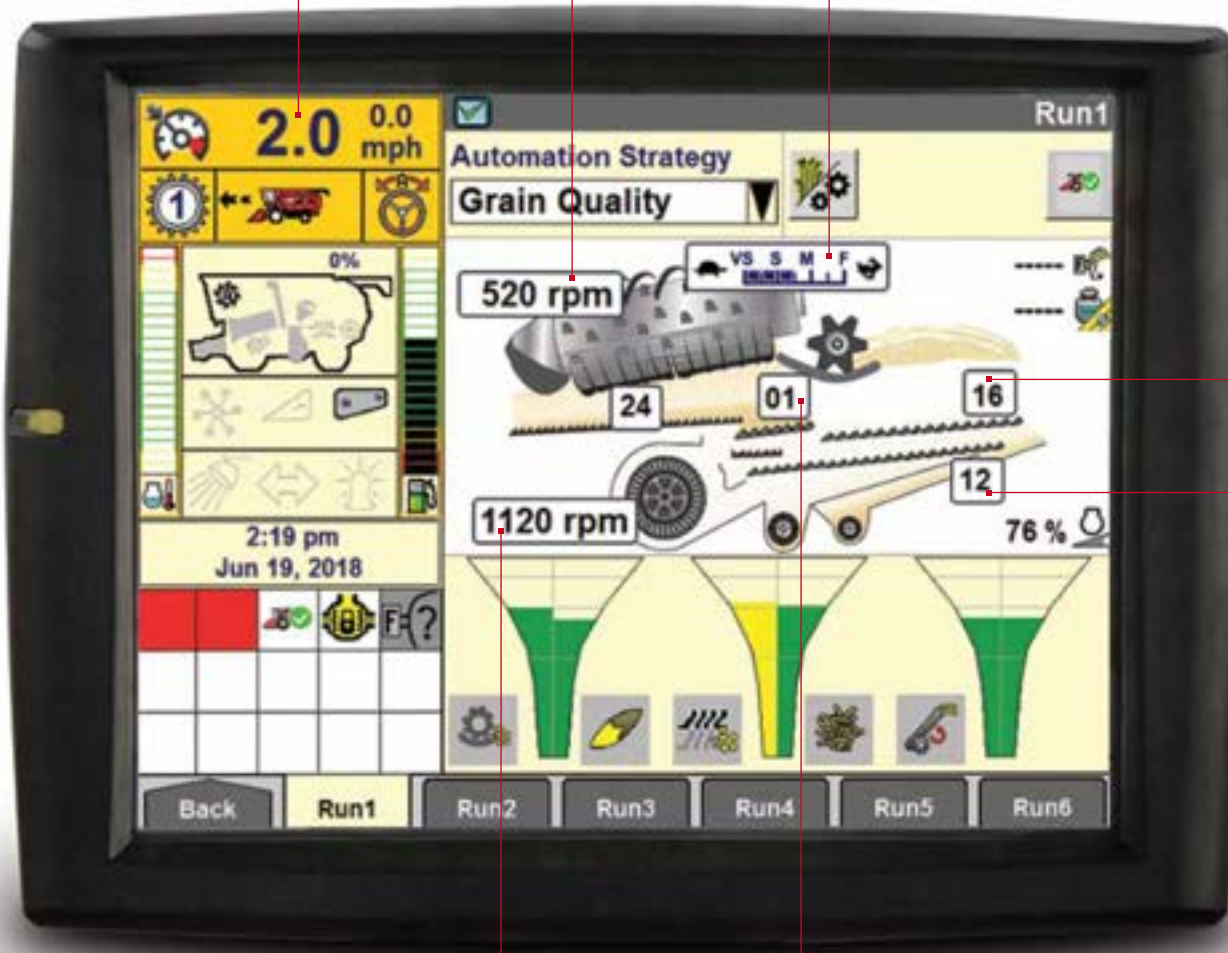


GROUND SPEED  
(WITH ACTIVE  
FEEDRATE CONTROL)

ROTOR SPEED

CAGE VANE ANGLE

The AFS Harvest Command™ automation algorithm continuously and automatically optimizes these seven harvesting settings:



TOP SIEVE OPENING

BOTTOM SIEVE  
OPENING

CLEANING FAN  
SPEED

PRE-SIEVE OPENING





# A COMPLETE HEADER RANGE

Productivity in all crops

Decades of experience and constant development have made Case IH into probably the most successful header manufacturer in the world today. Yet Case IH doesn't rest on its laurels. We continue to invest in in-house research in order to develop more effective, reliable and capable headers for a multitude of different crops. The product range includes high-performance headers for any combinable crop, for any harvesting conditions worldwide, and for any type of yield. And in each case development and manufacturing comes from a single source – Case IH itself.

# NOT JUST A HEADER. IT'S A CASE IH HEADER

Every one designed and built by us, for us

## ONE UNIT

Any combine is only as good as its header. To obtain high performance output from a combine, high capacity feeding is key. Our headers are designed to perform at their best in all conditions; for maximum productivity, perfect stubble height, no straw damage or grain losses whatever the harvesting conditions may be.

## CUSTOMER DRIVEN

We work with our customers to make our harvesting products the best for each individual crop. This results in minimal losses, simple operation and excellent harvesting performance. A smooth, fast and efficient intake means high threshing and separation rates are guaranteed.

## BEST PERFORMANCE IN ANY CROP






As the combine's first point of contact with the crop, the design of the header can make the difference between seamless harvest operation or a poorly performing combine. That's why we make Case IH headers to perform at their highest level in all conditions, no matter how challenging.

The result? High speed cutting leaving a short even stubble in rough fields, without damaging the soil surface. Laid crops, heavy weed infestations and green straw present no challenge for Case IH headers, with each and every stem cleanly cut.

## A WIDE RANGE OF HEADERS\*

The comprehensive Case IH range of headers contains the right solution for harvesting all types of crop. Maximum performance in grain and oilseed rape is the singular task of the 3050 header. Whether it's careful threshing of soya beans or processing of flattened crops, the industry leading Case IH 3020 flex header and the 3100 series draper headers are the right choice. At their heart lies a centrally-driven, flexible cutterbar which precisely follows the ground contours. The R4400 maize header and the 3000 series pickup developed and manufactured by Case IH round off the diverse range. In short, there's a header for every crop.

## A SOLUTION FOR EVERY CROP

HEADER	CROP
 3050 Grain header	All cereal crops (wheat, barley oats, plus canola/rapeseed)
 3100 Draper header	Cereals
 3020 Flex header	Soybeans and oilseed crops (low to the ground)
 4000 Corn header	Corn/maize
 3000 Pick up header	All windrowed crops (grass, clover, cereals and canola/rapeseed)

\* For more information, header brochure available on Case IH website: [www.caseih.com](http://www.caseih.com)

## BENEFITS

Designed for Case IH Axial-Flow models:

- Complement the capabilities of your combine
- Maximise output potential
- More time spent harvesting, less setting-up
- Peace of mind whatever the crop



### 3050 GRAIN HEADER – THE SOLUTION FOR HIGH YIELDS

- Available working widths from 4.9 m to 12.5 m
- High speed harvesting up to 9 km/h in all cereal harvesting conditions
- Rugged double floor header allows full flotation for short and even
- Knife can be moved by 57 cm on the move to cater for high capacity harvesting in long and short straw conditions
- Crop lifters available for laid crop conditions



### 3020 FLEX HEADER – THE SOYBEAN SPECIALIST

- Available working widths from 6.1 to 9.1 m
- Flexible knife runs close to the ground to gather all low hanging pods
- Fully adjustable suspension system, with the in-cab control option
- In rigid mode the header can also be used for all other grain harvesting applications



### 3100 DRAPER HEADER – RIGID AND FLEXKNIFE VERSIONS

- Available working widths from 7.6 m to 13.6 m
- High speed harvesting in short straw crops, peas, soybeans and other sensitive crops without losses
- Gentle straw and crop handling – no shatter losses
- Central knife drive for vibration-free running




### 4400 CORN HEADER - CLEAN COLLECTION, THOROUGH CHOPPING

- Available in six to eighteen row versions and in either rigid or, on some versions, folding formats
- Chopping option shreds and spreads stalks and leaves between rows for erosion protection
- Low profile divider design saves valuable ears
- Heavy duty drives for high speeds in dense crops
- Drive protection for every row enhances reliability



### 3000 PICK UP - GENTLY PICKS UP THE LARGEST WINDROWS

- Clean and gentle pick up of large single or multi windrows
- Intact windrow enters combine – thanks to intermediate feed directing crop underneath auger
- Suits all types of crops and high forward speeds
- Easy maintenance and serviceability



# HIGH PERFORMANCE FEEDER

Guarantees productivity

The transfer of crop flow from header to rotor is the key factor for combine harvester output. This task is taken on by the feeder, which on the Axial-Flow® is designed for high power, stability and easy handling.

## EQUIPPED FOR MAXIMUM TABLE WIDTHS

In order to effortlessly manage large header widths of up to 14 m and maize headers with 18 rows, two HD elevators with 15% and 35% more lifting capacity have been added. Thanks to the outstanding lifting height of the header, a ground clearance of 1.35 m is achieved, perfect for good manoeuvrability on the headland or otherwise impassable field entrances.



Mount the header in a matter of minutes with the single latch that connects all hydraulic and electric services

## STONE TRAP

On the top end of the feed elevator, there is a stone trap drum secured by a slip clutch, which reliably separates foreign bodies before they reach the rotor. This protects against damage and minimises wear to the threshing parts. The large stone trap can be comfortably emptied using a handle on the left of the combine.

## FEEDER SLATS

The feeder slats on the feed conveyor are manufactured from a special cast iron material. This makes it particularly resistant to fracturing, which guarantees durability even when used in the harshest conditions.

## QUICK-RELEASE COUPLING

Axial-Flow® makes it easier to quickly switch between crops. All headers can be easily coupled from the left-hand side of the combine. The hydraulic lines and power supply are connected in seconds by quick-release couplers.

## BENEFITS

- Massive feeding capacity for faster completion of harvest.
- High-strength elevators to easily handle the largest headers.
- Excellent ability to pick up laid crop and minimise losses.
- Minimal maintenance means low total cost of ownership.



Repositioned lift cylinders for higher lift capacity. Dual lift cylinders for improved header height control

# PERFECT HEADER CONTROL

## Helps maintain high forward speed

### TERRAIN TRACKER

For optimal ground following at all table widths, Axial-Flow® is fitted with a fully-automatic header height control for an even stubble height when harvesting at high speed.

A dual-action tilt cylinder on the oscillating plate of the feeder ensures that the header is guided parallel to the ground regardless of the position of the combine. Up to four sensors on the headers follow the field surface and adapt the header to provide a constant stubble height.

For the shortest stubble, where the header is required to float fully on the ground, the combine automatically controls the header level to prevent bulldozing and excessive wear.

### IN-CAB CONTROLLED FORE-AFT TILT FEATURE OPTION

The fore-aft tilt function tilts the header for full crop collection even in low-growing and tangled crops close to the ground or when working with corn headers. A total tilt of 12° gives ample adjustment for all header types, all at your fingertips.



Case IH Terrain Tracker technology ensures an exact cutting height is maintained across the most uneven of ground



Fore-aft tilting for setting of header angle – all laid crop picked up, minimal losses

---

### BENEFITS

- Outstanding ground following even for the largest header widths - productivity even in laid crops.
- Less grain loss, higher revenue.
- Even stubble height - uninterrupted stubble cultivation saves time and cost.
- Less stone damage - peace of mind.



# IMPRESSIVE DRIVETRAIN TECHNOLOGY

## Variable speed saves grain and wear

### CONTINUOUSLY-VARIABLE POWER PLUS DRIVE

To increase efficiency and comfort, the feeder and header are powered by the unique Power Plus shaft drive transferring the power from the engine to the header.

### VARIABLE HEADER SPEED

This unique variable speed drive concept gives you the option of adjusting the header speed of the combine according to the forward speed, which means less wear and grain loss, especially when harvesting corn.

In the unlikely event the feeder or header blocks, a hydraulic reverse function allows both these units to be freed of foreign bodies and harvested material.



The feedrate control can be managed at the touch of a button on the multifunction handle

### FEEDRATE CONTROL

The optional feedrate control guarantees maximum efficiency and productivity on long working days. The operator simply needs a strategy: pre-select constant output, maximum output or percentage engine power on the AFS Pro 700 monitor, and the machine will do the rest. If harvest conditions change, the system automatically changes the performance parameters of the combine in order to maintain threshing consistency.

### BENEFITS

- Low maintenance shaft drives save service time.
- Variable speed header drive for grain saving harvesting maximises revenue.
- Reversible header: quick unblocking capability saves time.



Power Plus drive transfers high power to the feed elevator and header. Simple, low-maintenance design

### BENEFITS

- Maximum combine utilisation even under changing harvesting conditions.
- Consistently high threshing and separation quality.
- Full operator comfort.





# BECAUSE EVERY GRAIN COUNTS

The single rotor system

Over forty years ago, the first range of combines with single rotors for threshing and separation was launched by Case IH.

Gentler threshing soon proved its value in reduced grain loss through effective separation. At the same, the grain-on-grain action of Axial-Flow® combines soon gained them a reputation for low levels of grain damage.

Today, this system is the unrivalled unique selling point of Case IH combines, and has proven itself time and time again around the world. Based on these many years of experience, Case IH is one of the leading manufacturers of single rotor combine harvesters, with Case IH designers using the latest technology in developing new models, not only to prepare for current requirements, but also future challenges facing farming.

THRESHING AND SEPARATION AREA

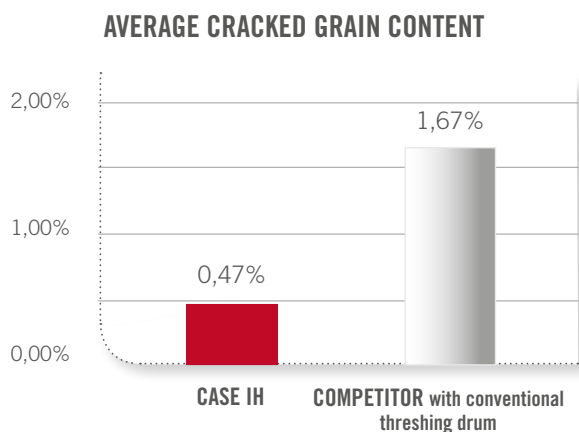
SEPARATION AREA



# PROVEN ROTOR TECHNOLOGY

Quality threshing whatever the crop

At the heart of each Case IH Axial-Flow® 250 Series lies the latest small tube rotor, which has been specially developed for Europe's ever-changing harvesting conditions.



Observed by: Agricultural Chamber of Upper Austria

## GENTLE THRESHING

The key to maximum grain quality is gentle handling of the crop flow throughout the feed, threshing and separation processes. A unique Axial-Flow® feature is the impeller which accelerates the harvest material to around 100 km/h, ideal conditions for efficient threshing of grains in difficult, wet conditions.

Rub bars arranged around the rotor ensure gentle grain on grain threshing. In the unlikely event the rotor section becomes clogged, it can be reversed from the comfort of the cab.

## UNBEATABLE GRAIN QUALITY

Broken grain affects crop value. The Axial-Flow® threshing concept is the undisputed leader when it comes to gentle threshing, and produces an unbeatably low proportion of broken grain. Excellent results in the grain tank and perfectly spread residue or well formed swaths are the result of the perfect interaction between components.

## ADVANTAGES

- Gentle but thorough threshing protects crop quality bonuses.
- One rotor threshes and separates – fewer moving parts to worry about.
- Top quality grain – unbruised and undamaged – strengthens your bargaining power when selling.
- Blocked rotor? One-button reversing saves harvesting time.
- Perforated rotor cage for maximum grain extraction and minimal grain loss.

# ST ROTOR FOR HIGH STRAW VOLUMES

## Power-saving straw handling

### EFFECTIVE ROTOR DESIGN

The small tube rotor has been specially developed for high-yield conditions in Europe, with a high-efficiency design which is built to handle heavy crops.

The rotor copes with brittle, ragged, damp, long and easily-broken dry straw. Gentle threshing protects grain quality and minimises losses.


### ADVANCED ROTOR DRIVE

The innovative continuously-variable Power Plus drive serves as the standard drive source for the ST rotor. Its 3-speed gearbox guarantees high torque even under difficult harvesting conditions.


If the rotor becomes clogged, simply reverse its direction to regurgitate the blockage – a unique time-saver.

### MAINTENANCE - FRIENDLY DESIGN


Light and easy to remove white plastic covers positively seal the large access holes to the combine threshing and cleaning elements. The transparent light white colour means great visibility, even if only one is removed.



Threshing concaves with 180° wrap angle



Compact beltless rotor drive with three-speed gearbox for slow speeds in sensitive crops



Outstanding maintenance access from left hand side by removing moulded white plastic covers

# ENHANCED THRESHING ON DEMAND

## No unthreshed ears

### HANDLING OF CROP

Efficiency, output and threshing quality are determined by one factor – optimal retention time of the crop mat in the rotor. In light of this, Case IH engineers have created electrically-adjustable rotor cage vanes as an option for perfect control of the crop mat.

### ADJUSTABLE ROTOR CAGE VANES

On the additional AFS Harvest Command™ option, the cage vanes are also set in addition to the rotor speed to suit the prevailing threshing and separation conditions in real time, depending on the crop type and harvesting conditions.

This sophisticated concept makes complex adjustments to the rotor elements unnecessary. Long maintenance and refit downtimes are also a thing of the past, as the threshing system settings adapt themselves to the prevailing crop conditions.

### CONCAVES

Each two-part concave is located in the front threshing and rear separation area. The easily accessible concaves can be replaced if required to match the crop, and the two-part design makes access and disassembly child's play.

### THE FOLLOWING CONCAVES ARE AVAILABLE

- Narrow wire spacing for small grain threshing
- Large wire spacing for threshing crops such as sunflowers, soya beans, etc.
- Round bar threshing concave for maize

### BENEFITS

- On-the-go rotor cage adjustment: increased daily performance and revenue.
- Undamaged, clean grain increases bargaining power in the market.
- Variable crop flow (3-9 turns) for high-yield crops or harvesting in wet conditions ensures that even the most stubborn grains are threshed out without damaging them.
- Mix and match concaves guarantees productivity.




Small Wire  
Small grain

Large Wire  
Corn, soybeans and rice

Round Bar  
High moisture corn and rice

Slotted  
Edible beans & sunflowers



Optional cage vanes adjustment - either with hand crank or electrically from the cab. Simple kinematics for flawless function



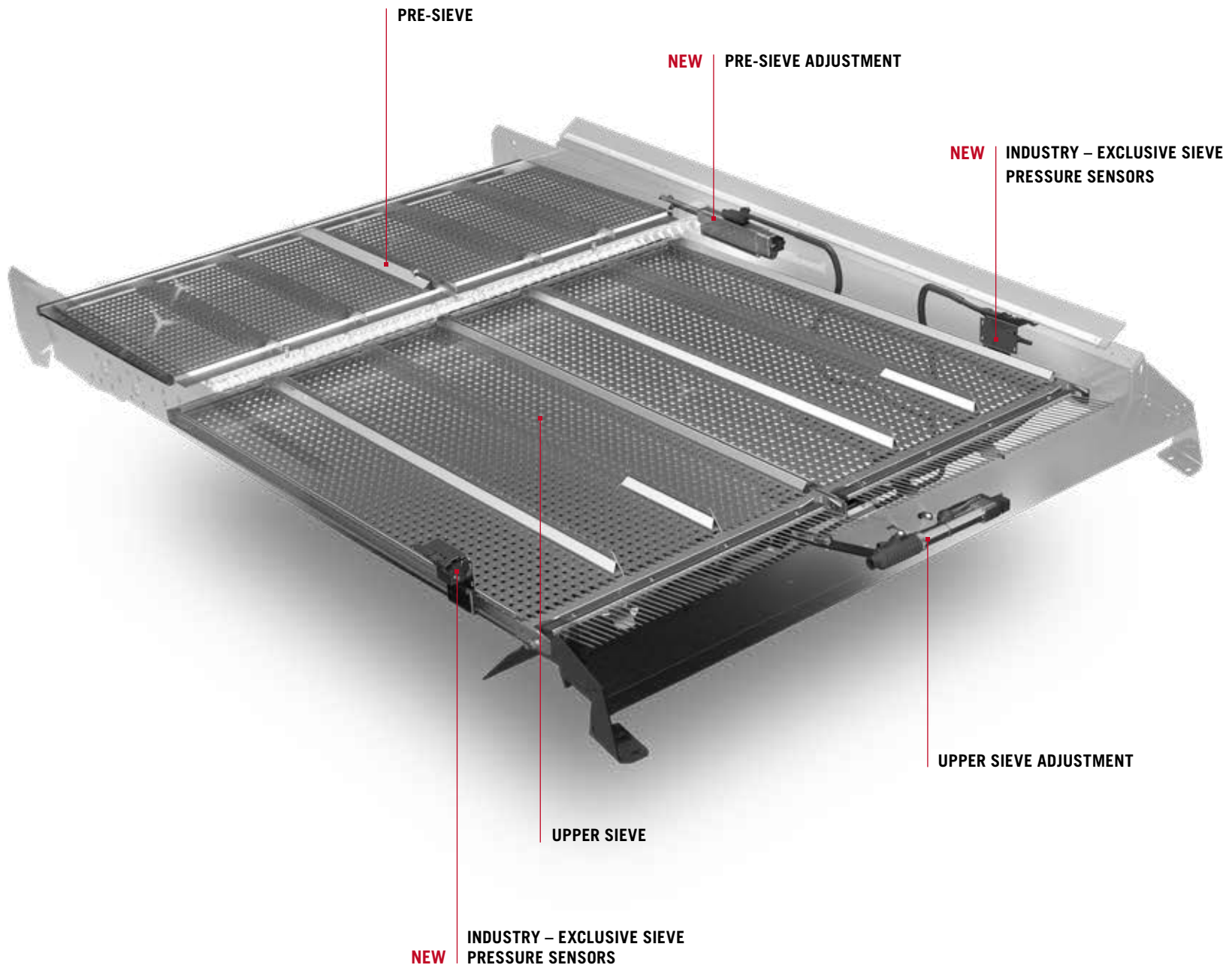




# A CLEAN SOLUTION

The self levelling cleaning system

Regardless of the harvesting conditions, the combine must always carry a large quantity of grain within a short period from cleaning to the grain tank. It is right here that the innovative self levelling cleaning system separates the crop from the chaff. And it is right here you'll see what separates the Cross Flow system from other solutions.



PRE-SIEVE

**NEW** PRE-SIEVE ADJUSTMENT

**NEW** INDUSTRY - EXCLUSIVE SIEVE PRESSURE SENSORS

UPPER SIEVE


UPPER SIEVE ADJUSTMENT

**NEW** INDUSTRY - EXCLUSIVE SIEVE PRESSURE SENSORS

# THE BEST GRAIN QUALITY

From the best cleaning system, now with unique AFS Harvest Command™ option

The tried and trusted Case IH cleaning system with slope compensation, vast cleaning efficiency and 6.5 m<sup>2</sup> windswept cleaning area quickly fills the grain tank with clean, intact grain. All sieves are electrically adjustable and fully integrated into the new AFS Harvest Command™ option.



Large self-levelling sieve surface ensures excellent cleaning performance

## INDUSTRY-EXCLUSIVE SIEVE PRESSURE SENSORS

With the optional AFS Harvest Command™, the machine fully-automatically adjusts the sieve settings depending on the various parameters.

As a unique feature, the air pressure between the sieves and above the upper sieve is compared, proactively reducing the sieve blow out losses at the field end or with a changed sieve loading. This ensures unparalleled cleaning efficiency with a high output and negligible grain loss.

## CLEANING


Part of the pre-cleaned grain is directed from the pre-sieve to the bottom sieve. This provides spare capacity on the upper sieve, which leads to an increase in cleaning performance and sharp reduction in grain losses.

## STANDARD SELF-LEVELLING CLEANING SYSTEM

A tilt sensor constantly monitors the combine's lateral inclination, and maintains the horizontal level of the grain pan, cleaning fan, and all sieves for slopes up to 12%. This self-levelling sieve system allows the combine to be used at full power and consistent cleaning performance, regardless of the slope.

## ADVANTAGES

- Large cleaning area together with hill side levelling guarantees the cleanest grain sample.
- Standard levelling system compensates for gradients of up to 12%.
- AFS Harvest Command™ adjusts cleaning system automatically.
- Tri-Sweep tailings rethresher minimises grain loss and maximises clean grain for improved revenue opportunities.



Sieve pressure sensor for high cleaning performance


# CROSS-FLOW CLEANING FAN

Just the right amount of air. Now also with the AFS Harvest Command™ option.


## HIGH AIR THROUGHPUT

The patented Cross-Flow fan with a diameter of 680 mm and V-shaped vane arrangement generates consistent turbulence and high air throughput. The specially-designed vane arrangement channels the generated airflow to the pre-sieve, upper sieve and bottom sieve.

The main feature: chaff and other harvest residues are actively lifted from the sieve floor, which means that the grain can pass quickly through the sieve in wet or high-yield conditions. The result: maximum cleaning performance.



Auto cleaning fan adjust on slopes



Efficient air supply to pre-sieve, upper sieve and bottom sieve

## AUTOMATIC ADJUSTMENT OF FAN SPEED

True to the concept of unrivalled operator ease, Case IH engineers have also integrated the fan speed adjustment, along with other features, into the AFS Harvest Command™ system, in order to provide the operator with the maximum possible support.

When going uphill, for example, the fan speed is automatically reduced, while the air vanes rotate quicker during the descent, and generate a stronger air flow.

The system always ensures that a continuous air flow reaches the sieves, without the grain being blown out.

## EFFICIENT DRIVE

Just one more detail: the cleaning fan is hydraulically driven. The speed therefore remains constant even when the engine is heavily loaded, and so guarantees maximum cleaning effect even in the toughest conditions.

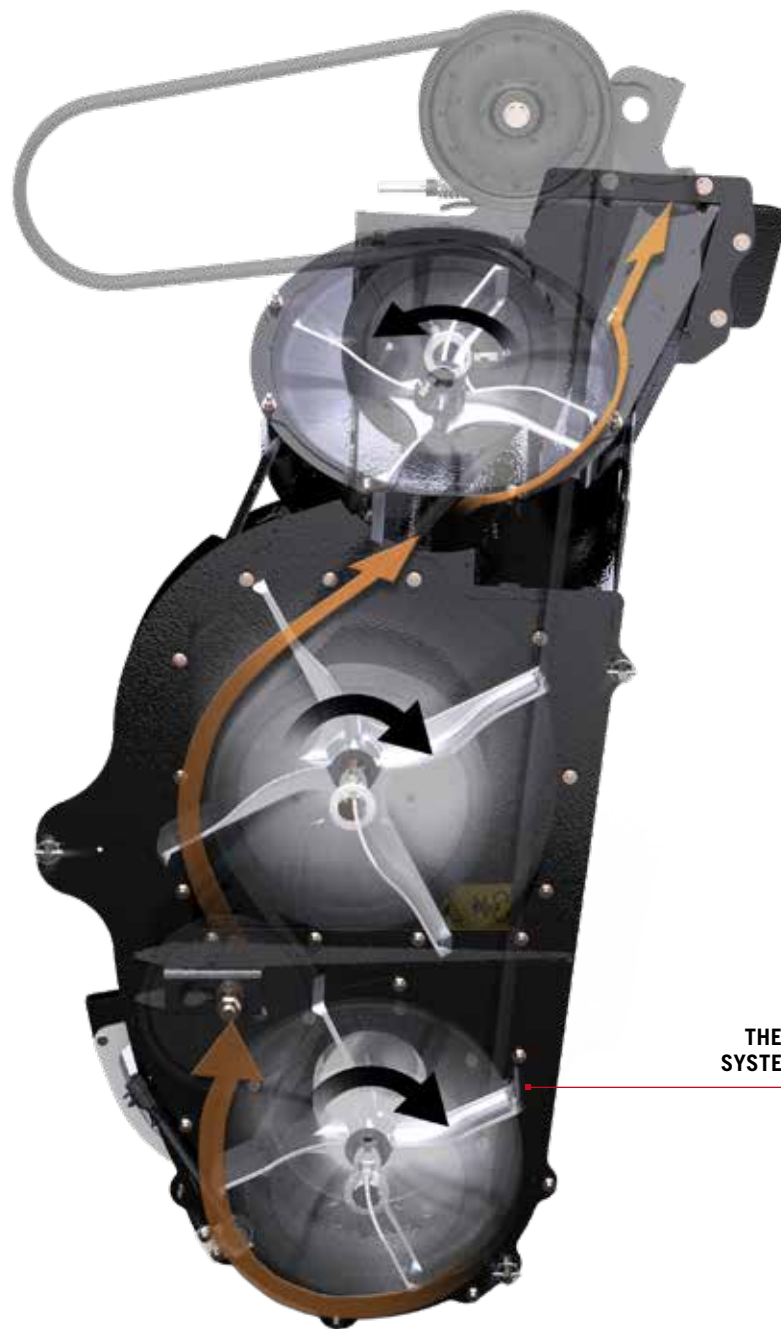
## TRI-SWEEP RE-THRESHER

Until the last grain  
is threshed out

### TRI-SWEEP RE-THRESHING SYSTEM

This form of returns threshing differs sharply from that of other manufacturers. A returns auger carries material such as unthreshed ears or insufficiently de-awned grains not to the rotor, but back to the preparation floor through three impellers. Threshing is carried out carefully between the lower impellers and their opposing rub plates.

The key advantage here is that the rotor is not additionally loaded by the returned crop, as it is fed directly to the cleaning system. Sensors monitor the returned quantity of crop and keep the operator updated via the AFS Pro 700 display in the cab.



**TRI-SWEEP:  
THE INNOVATIVE RE-THRESHING  
SYSTEM FOR STUBBORN RETURNS**



CASE IH  
8250

8250



# A NEW DIMENSION IN GRAIN HANDLING

Simplifying harvest management

Efficient management of harvested grain is key to controlling the whole harvesting chain efficiently. Grain tank size, unloading speed and directing the unloading grain stream to fully load the grain cart are important factors in enabling maximum hectares to be covered each day.

Case IH combines have amongst the largest grain tanks and highest unloading speeds to get your valuable crop off the field and into the store as quickly as possible.

# CLEAN GRAIN IN THE LARGEST GRAIN TANK

Feel proud of your harvest

The grain tank is the place where the quality of the grain sample becomes clear. The grain camera in the AFS Harvest Command™ option takes this one step further, maximising the quality of the crop that reaches the tank.

## UP TO 14,400 L CAPACITY

There is only one way to describe the grain tanks on the latest Axial-Flow® 250 Series combines – cavernous. This is a major advantage if you are opening up large fields and harvesting high-yielding crops; you will be surprised how much flexibility Axial-Flow® grain tanks give you. Their massive capacity aids harvest management and prevents any need for travelling to field ends for stationary unloading.

## WATERSEALED GRAIN TANK

Axial-Flow® 250 Series combines feature hydraulically folded grain tank extensions. These wide fold-out covers allow for high-volume filling without spillage. In addition, they are closed from the cab for easier transport or weather-proofing.

## INSPECTING THE GRAIN SAMPLE

An overlarge inspection window behind the operator allows an instant inspection of the stored grain sample. A physical sample can be gained from the grain tank inspection door next to the cab door.

## GRAIN CAMERA OPTION

At the heart of the new AFS Harvest Command™ system is the optional grain camera built into the clean grain elevator. Using visible and invisible multi-spectral light technology, its task is to evaluate real time images of foreign matter in the grain sample and check the quality of the grain. These parameters are then used to optimize the threshing and cleaning settings - fully automatically.



Large inspection window behind operator's seat

## ADVANTAGES

- Grain tank capacity of up to 14,400 l to open up fields with minimum time-wasting unloading stops.
- Water-tight sealing of the grain tank option to keep your valuable crop dry and sellable.
- Easy-to-access grain tank for safe cleaning and maintenance.



Grain camera to determine grain damage and impurities in the sample



**GRAIN TANK CAPACITY:**

**7250** 11,100 l (14,400 l optional)  
**8250 / 9250** 14,440 l

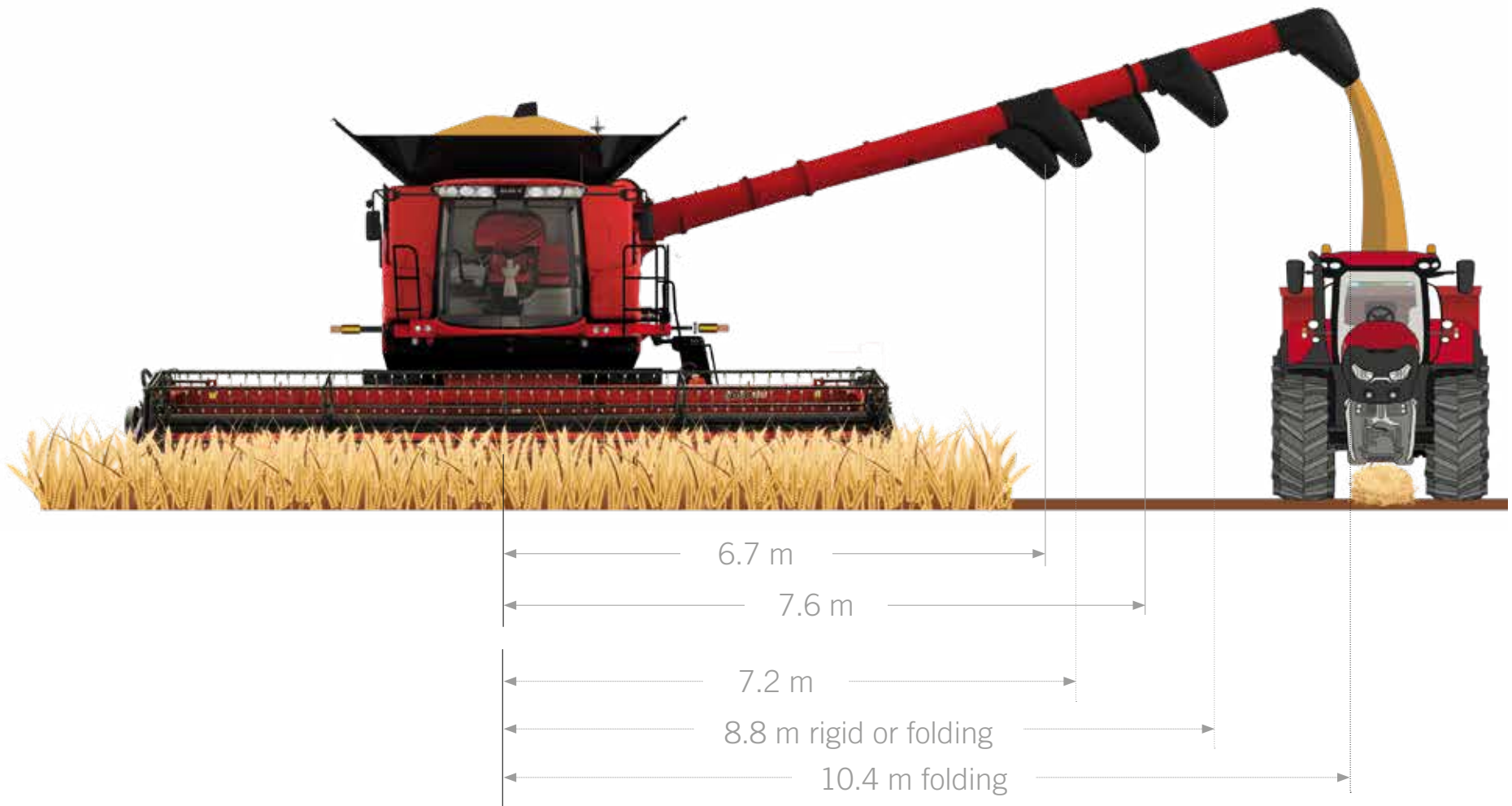
**UNLOADING RATE**

**113 l/sec** (standard)  
**141 l/sec on 7250, 159 l/sec on 8250/9250** (optional)



# IDEAL UNLOADING AUGER LENGTH

Reducing in-field wheel tracks



## WATCH YOUR CASH FLOW

### High-speed unloading


With a standard 113 l/sec unloading rate, each Axial-Flow® 250 model has an unloading auger with sufficient capacity to empty the grain tank within two minutes. Optional High Capacity (HC) augers (141 l/sec on 7250, 159 l/sec on 8250/9250) reduce unloading times further, whether at the headland or on the move, boosting both combine and grain haulage productivity.

#### UNIQUE DUAL DRIVE UNLOADING

- Optional dual drive control allows the grain tank cross augers to be turned off in order to completely empty the unloading auger. This reduces the weight it bears between unloading cycles. The strain on components when unloading begins is also reduced, reserving engine power for what it's meant: harvesting speed.
- The unloading auger is available in several lengths to allow the tractor trailer combination to run on the previous combine track during unloading. No guesswork needed to keep the trailer underneath the unloading auger.

#### CASE IH SOLUTIONS FOR 12 METRE CONTROLLED TRAFFIC FARMING

- 12.5 m header option to keep the combine on track.
- Extra-long, foldable unloading auger for direct unloading into transfer vehicles driving on the next permanent 12-metre track.



Separate drives for the vertical and horizontal unloading augers and the grain tank cross augers ensure that the unloading auger can be emptied fully



The 8.8 m and 10.4 m unloader augers are available as foldable versions for easier transport on the road and for easier manoeuvring in sheds for storage



The pivot spout option is operated with the multi-function handle and directs the grain stream into the grain cart, filling it without spillage to maximum level



25

CASE IH



# RESIDUE MANAGEMENT AT ITS FINEST

The start of the next season

Harvesting marks the end of one season – and the beginning of the next. Regardless of type of arable management practised, the combine is the machine that connects both ends of the cropping year.

Why? Because the spreading of chopped material forms the perfect basis for subsequent crop establishment, whether via full-, minimum- or no-tillage. An even stubble height and homogeneous spreading of chopped straw are important here. Those who prefer to row and bale will be impressed with the various swathing options Case IH Axial-Flow® 250 Series offer to suit your residue collection requirements.

# HARVESTING IS MORE THAN GRAIN COLLECTION

Choose your residue option: swath or chop and spread

Whether straw is short or long, is to be distributed with or without chaff, and is to be spread or delivered in a swath, Case IH always has the right solution.

Preserving straw quality, a key factor in straw baling, is just as important to Case IH as ensuring quick breakdown from chopping. These requirements form an ideal basis for the next husbandry step, regardless of whether ploughing, mulching or direct sowing is the next process planned.

## INTEGRATED CHOPPER

A key feature of the Axial-Flow® combine is the chopper fitted behind the rotor, which both chops and conveys the crop.

## ONE CHOPPER, TWO JOBS

With swath delivery, the chopper works at 800 rpm without a counterbar – the straw is conveyed uncut to the open straw outlet.

In chopping mode, its speed increases to 3000 rpm and the counterknives are swung in. In this case, the chopped material is fed to the active spreaders – the straw outlet for swath delivery remains closed.

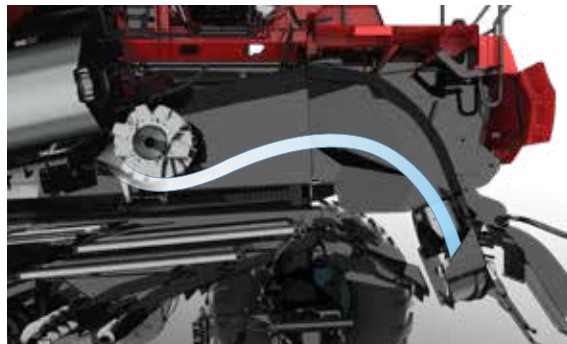

## COUNTERKNIVES

For fine adjustment of the chopping length, the 40 counterknives can be manually adjusted to five different positions or continuously-adjusted hydraulically. Knives are protected against stone impact.


---

## ADVANTAGES

- Three chopping variants: 24, 40 or 120 knives.
- Unique integral chopper: compact combine length for time saving manoeuvrability and space saving storage.
- Four different straw-handling settings (chopping, long straw spreading, swath delivery of long or chopped straw) to match the requirements of subsequent processes.
- Adjustment of chopper speed: manually or from the cab.
- In-cab switching from chopping to swathing, wasting no time and maintaining daily area coverage.



Chopping and transporting material during straw delivery



40 BLADE FINECUT CHOPPER

120 BLADE MAGNACUT CHOPPER



# CHOP, SPREAD, SWATH AND MUCH MORE

However you decide to handle your straw

The operator has the option of choosing between four different straw and chaff delivery options.

## TYPICAL CHOPPING MODE

The chopped material is spread across the operating width – you can vary the distance to the edge of the crop at the touch of a button, so keeping it clean for the next pass. Thanks to the electrical adjustment function for chopped straw spreading, the spread pattern can be adjusted according to wind conditions to ensure chopped straw is spread evenly.

## SPREADING OF LONG STRAW

Long straw is carefully spread onto the stubble, which leads to rapid drying in wet harvesting conditions. This allows operators to react better to green straw (e.g. during barley and grass seed threshing) and adverse weather conditions.



Swath delivery of short or long straw for perfectly formed bales



Spreading of long straw - quick drying when straw is wet, therefore allowing earlier straw baling after wet weather

## SWATHS OF CHOPPED STRAW

Straw can also be delivered into swaths either unchopped or pre-chopped. That's a real boon for farmers who feed straw to cattle. Pre-chopped straw swaths work with balers without a rotor-feeder or chopper, but where high-density bales are required.

## TYPICAL SWATH DELIVERY

Swath shape plays a key role in effective straw baling. This can be fine-tuned by an adjustable swath former. The straw can be delivered in the swath with or without chaff, according to the preferences of the farmer or contractor.



## XTRA-CHOPPING SYSTEM

For even the stiffest of challenges

The Xtra Chopping chopper sets new benchmarks regarding chopping and spreading quality in especially tough straw conditions. Pre-chopped straw from the internal chopper is processed by the hood mounted chopper and spread precisely across up to 12 m.

### XTRA-CHOPPING OPERATING PRINCIPLE

The internal FineCut pre-chopper with 40 knives shares the work with the Xtra-Chopping system fitted at the rear. The highlight of this chopping system: the pre-chopped straw is chopped finely with the chaff from the sieve shoe by the rear-mounted Xtra-Chopping chopper with 96 knives, and spread across the full required working width.

### UNIFORM SPREADING PATTERN

Twelve vanes on the chopping rotor generate the air flow required for even spreading, while the separate spreader plates which can be adjusted from the cab ensure perfect spreading quality in cross winds. The result of this smart technology is impressive: maximum chopping and spreading quality for fast breakdown.



Easy adjustment of the chopper speed or switching from spread to swath via an outside button from the side of the combine



Straw spreader with different spreading options with spread widths up to 14 m



Xtra-Chopping system with independent spreadboards



The Xtra-Chopping chopper is fitted to the rear of the combine for fine chopping in aggressive conditions or for swathing operations. Ninety-six knives and 12 fan blades chop and package the residue in an air curtain across the working width



AXEL HORDORF  
GRÖBMÖLSEN, THURINGIA, GERMANY

The chopped straw is far better and shorter, distributed across the full operating width. The cross distribution was very even in difficult winds, and no strips remained without chopped straw. There were no problems with working the soil afterwards. The chopper impressed with its chopping quality and its cross distribution.



CASE IH

DIGITAL FLOW

9250

20

CASE IH

A red combine harvester is shown in the foreground, harvesting a golden wheat field. The harvester's header is visible, and the wheat is being cut and processed. The background shows a vast field of wheat stretching to the horizon under a clear sky.

# ATTENTION TO EVEN THE SMALLEST DETAIL

Efficient power transmission

Our engines stand up to peak load requirements, yet use fuel sparingly. Obviously this is only possible if the power transmission to the threshing elements and to the driveline are as efficient as possible. The famous Case IH shaft drives, and the new 250 Series ground drive, have ensured just that.

2014  
**DIESEL**  
**OF THE YEAR**

4 VALVES  
 PER CYLINDER

COMMON RAIL HIGH-PRESSURE  
 INJECTION SYSTEM

UPPER CAM SHAFT  
 AND ROLLER  
 ROCKER ARMS



	7250	8250	9250
Number of cylinders	6	6	6
Cubic capacity (cm <sup>3</sup> )	11,100	12,900	15,900
Power at rated speed (kW/HP)	317 / 431	365 / 496	410 / 557
Maximum power (kW/HP)	366 / 498	420 / 571	466 / 634
Fuel tank [l] / AdBlue tank[l]	1,125 / 166	1,125 / 166	1,200 / 166

# PURE POWER

by FPT

## POWERFUL ENGINES, LOW FUEL CONSUMPTION

The FPT Cursor engines shine, thanks to electronically controlled common rail high-pressure injection and 4-valve technology. That means a quick response, high power reserve and a constant power feature coupled with low fuel consumption.

To facilitate long working days without a break, a large fuel tank volume of 1,125 litres (7250, 8250) or up to 1,200 litres (9250) has been incorporated.

## EFFICIENT SCR SYSTEM

Case IH Axial-Flow® combines comply with Stage IV emissions standards through the use of Hi-eSCR technology without the need for a particulate filter.



Fixed radiator grille for optimal dust clearing

## DURABILITY AND LOW-MAINTENANCE

A large radiator grille with a cleaning arm around the circumference ensures that the radiators are supplied with fresh air in dusty conditions. Additional vents on the side panels and a variable speed (9250) or belt-driven radiator fan (7250, 8250) keep the engine within the ideal temperature range under any conditions.

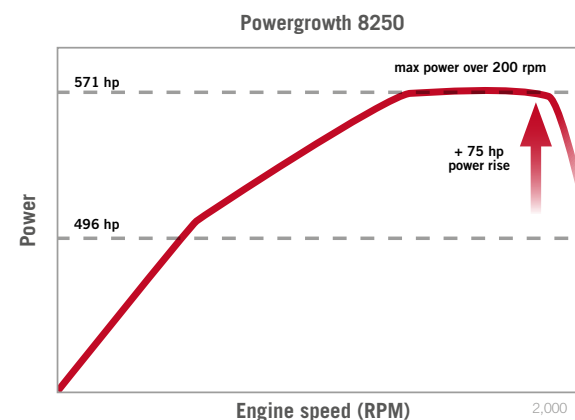
Long service intervals and unhindered access to the engine underpin the maintenance-friendly concept.



Fuel capacity of 1,125 litres (7250, 8250) or 1,200 litres (9250) for long working days. When equipped with the Xtra-Chopping chopper, the 9250 has a capacity of 1020 litres

## THIS PROVIDES KEY BENEFITS

- Utilization of standard proven engines: peace of mind during the harvest
- Proven Hi-eSCR technology with a high reliability track record reduces repair and maintenance costs.
- High power backup and advanced constant power characteristics provide consistent productivity.



A high power reserve and constant power characteristic provide consistent capacity in rolling topography and lodged harvesting conditions

# A POWER TRAIN WITHOUT POWER LOSS

Benefiting from efficient shaft drives

## UNRIVALLED DRIVE CONCEPT

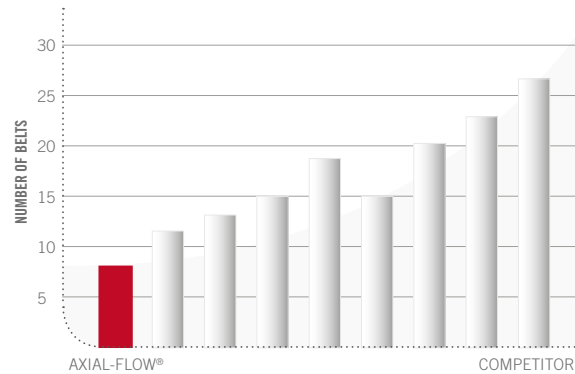
With the Axial-Flow® 250 Series, Case IH continues the concept of the highest possible efficiency in power transmission. Shaft drives with hydrostatic speed adjustment provide the most reliable method of transferring engine power to the main power-consuming elements of the combine without power loss. This unique drive system enables Axial-Flow® design to feature just six belts and three chains.

The shaft drives require minimal maintenance and allow easy access to the inside of the combine - a benefit operators will appreciate, as it saves time and simplifies maintenance work.

## CONTINUOUSLY-VARIABLE POWER PLUS ROTOR DRIVE

The Power Plus rotor drive with standard, hydrostatic speed adjustment, rotation reversal and mechanical three-speed transmission supplies all the power to the rotor efficiently. The rotor can be reversed from the operator seat in the unlikely event of a blockage.

The Power Plus drive to the feeder and header is a standard fixed drive with reversing ability to deslug header and feeder. A variable speed version is available as an option. The speed of the header is adapted to the ground speed of the combine, with the added advantages of less wear on the header and reduced shatter losses, both of which create cost saving benefits.



The 250-series combines have the lowest number of belt and chain drives of any competitors. Benefit from less maintenance time, reduced costs and efficient power transfer

## KEY BENEFITS

- Efficient shaft drives reduce fuel consumption.
- Efficient power transmission with minimal belt slippage risk.
- Lubrication points attended-to weekly in just two minutes.
- Insensitive to dust and temperature.
- Reversing of header, feeder and rotor possible.
- Result: more harvest time with reduced running cost.

**CVT-DRIVE FOR HEADERS (OPTIONAL): ELIMINATES BELTS AND CHAINS FOR HIGH-EFFICIENCY POWER TRANSFER TO FEEDER AND HEADER. AUTOMATIC HEADER TO GROUND SPEED COORDINATION ALLOWS HEADER SPEED TO BE MATCHED OPTIMALLY TO COMBINE FORWARD SPEED.**



**POWER PLUS CVT DRIVE TO ROTOR WITH A THREE-SPEED ROTOR GEARBOX ENSURES THE MOST EFFICIENT POWER TRANSFER FROM THE ENGINE.**

**ROTOR UNBLOCKING FEATURE ALLOWS THE OPERATOR TO REVERSE THE ROTOR FROM THE CAB.**

# FLOATING OVER YOUR FIELDS

Guarantee the protection of your soil

Case IH is an industry leader in tractive power. A choice of high contact area traction tyres or mechanically-dampened or hydraulically-suspended tracks, with the option of a powered rear axle, caters for reduced soil compaction demands in all traction conditions.

## UNRIVALLED SOIL PROTECTION

Our pioneering role is evident in the design of our tracks. In the dampened variants, two idlers and four mid-rollers ensure a large footprint and minimal ground compaction.

The unique mid-roller arrangement, which raises the two idlers, ensures that the track runs vibration-free with low drive resistance and prevents it from churning the soil when taking corners.

## TWO TRACK SUSPENSION OPTIONS

Alongside the familiar rubber-dampened track, Case IH also offers a hydraulically-suspended track option. Two suspension cylinders, each with 40 mm travel in both directions, counter the effects of uneven surfaces to distribute ground pressure evenly onto the track footprint. This creates the optimal conditions for subsequent working of the soil.

## NEW GROUND DRIVE

Positive and reliable traction is guaranteed both in the field and on the road. The new two speed transmission with a matched hydrostatic system provides just that, whether on hills or at speed on the flat.

## EASY OPERATION

Shift into field mode or road mode and don't stop for another shift as long you remain in the field or on the road. An on-the-go button shift switches the new hydraulic ground drive into low or high to provide either speed or traction in either of the modes.

## HIGH PRODUCTIVITY

The transmission is integrated into the AFS Harvest Command™ option. The combine is instructed to attain the highest possible harvesting speed which will satisfy the set harvesting parameters – and the result is unmatched harvest productivity.



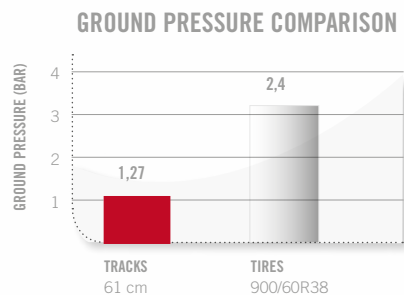
New hydrostatic drive and transmission for increased traction. Oil cooled brakes offer constant braking power

---

## BENEFITS

- Less ground pressure from tracks reduces damaging and costly ground compaction.
- 35% more traction and higher drive comfort means a return to harvest sooner after rain. Benefit from more harvest days.
- Smoother running.
- Maintenance-friendly thanks to oil level inspection glasses in the rollers.
- Safety and ease of transport on the road: with 61 cm tracks the combine is only 3.49 m wide.
- Less time spent manoeuvring.
- Increased tractive effort.
- Improved hill-climbing.





**RUBBER-DAMPENED OR  
SUSPENDED  
TRACK SYSTEM**



**THE SECRET IS IN THE DETAIL: THE OUTER IDLERS ARE POSITIONED HIGHER THAN THE ROLLERS. THIS ENSURES MAXIMUM SOIL PROTECTION WHEN TAKING CORNERS, AND REDUCES WEAR WHEN DRIVING ON THE ROAD.**

TRACKS	610 mm Track width		724 mm Track width		860 mm Track width	
	dampened	suspended	dampened	suspended	dampened	suspended
<b>Footprint</b>	1.13 m <sup>2</sup>	1.27 m <sup>2</sup>	n.a.	1.51 m <sup>2</sup>	n.a.	1.80 m <sup>2</sup>
<b>Outer width</b>	3.49 m		3.72 m		3.96 m	

Choose from 610 mm, 724 mm or 860 mm track widths with either mechanical or hydraulic suspension for improved comfort during high speed road transport.

STEER TIRES DRIVE TIRES	500/85 R24	VF600/70 R28	VF620/70 R26	750/65 R26	VF750/65 R26
IF710/70 R42	3.49 m	n.a.	n.a.	n.a.	n.a.
IF800/70 R38	3.73 m	3.98 m	3.98 m	n.a.	n.a.
IF900/60 R32	3.91 m	3.91 m	3.91 m	4.01 / 4.14* m	4.00 / 4.12* m
IF900/60 R38	n.a.	3.98 m	3.98 m	4.01 / 4.14* m	4.00 / 4.12* m

\* dimension for powered rear axle





# A HARVEST HOME-FROM-HOME

Unsurpassed cab comfort

The harvest is the reward for hard work throughout the year. Despite this, days spent harvesting can be long, uncomfortable and stressful. But they don't have to be – at least not for those operating Case IH Axial-Flow® 250 Series combines. That's because Case IH designers have spent appreciable time in creating an operator environment designed to make harvest days a pleasure.

Ergonomic seats, noise-reduction deadening, effective 360° lighting, and floating isolation cab mountings to reduce vibrations. Even the instrument console is neatly integrated into the seat armrest. In short, we've done everything possible to prevent operator fatigue and provide all-round comfort.

# THE AXIAL-FLOW® CAB

At home in either Comfort or Luxury

**Maximising productivity requires the best combine and an operator who can work long hours, protected from elements that can reduce concentration and exhaustion. Our engineers have designed one of the quietest, most spacious and most comfortable cabs on the market, built for long and profitable days.**

## QUIET, CALM, COMFORTABLE

Easy-access, sturdy steps lead to the spacious deck. Behind the cab door you will find ample space and storage, with excellent comfort, further enhanced by an ergonomic layout, air-suspended operator seat, low noise levels and unrestricted views. Rubber cab mounts further reduce vibration and provide the ideal work environment for long days during harvest.

## OPERATIONS CENTRE

The instrument console is integrated into the seat armrest for fingertip control. The AFS Pro 700 touch-screen monitor is conveniently located on the same console and displays all important data and settings. Fine-tune your combine functions easily and efficiently with your fingertip, through the logically and intuitively laid-out menus.

All information on important operating data of the combine is on the left side of the colour screen. On the right hand side you can choose to display current combine settings or yield monitoring data, for example.

## NO LIMITATION ON YOUR WORKING DAY

Farming operations require crops to be removed from the fields fast when the time has come. That means harvest often extends late into the night and requires ample illumination. Stadium lights are fitted to the Axial-Flow® 250 Series roof to illuminate your work area.

Lights in the grain tank, on the unloading auger and at the rear of the combine ensure all critical areas are fully visible at night. A high intensity discharge (HID) lighting package is also available.



Choose between lighting packages to suit your work during the night

## BENEFITS

- Healthy, climatized work environment improves operator wellbeing and ability to concentrate during long working hours.
- Choice of lighting packages suitable for wide headers and to look all around for safe combine operation.
- Choice of Comfort and Luxury cab: Both offer high standards; Luxury cab with more padding, storage capability, seat choice, cooler box and electric mirrors for even greater comfort.



Positioning the AFS Pro 700 monitor to obtain the best view



# COMFORT CAB VERSION

The Comfort cab features an ergonomic layout that gives you full control. The Multifunction Propulsion Control Lever and the sliding AFS Pro 700 touch-screen monitor are integrated in the right-hand console. With an unobstructed field of vision, comfortable seat with air suspension and generous leg room, you will experience a powerful mix of comfort and productivity.



Comfortable cab, full view of the header and ergonomically laid-out control console

---

## COMFORT CAB:

- Manual adjustable mirrors
- Comfort steering wheel
- Storage shelf behind operator's seat
- Storage behind and under instructor seat
- Metal left door arm rest



Foldable steering column with new emergency switch and telescopic extendable steering wheel - no obstruction to the view



Standard air conditioning with heating provides an ideal environment and aids concentration for long harvest days

## LUXURY CAB VERSION

In addition to the features of the Comfort version, the Luxury cab offers electrically adjustable, heated mirrors, even more storage space and an actively cooled cool box. Food and drinks will thus remain fresh and refreshing, adding to the feeling of comfort in this cab.



Luxury cab with high-back leather seat and heating option

---

### LUXURY CAB:

- Electric adjustable and heated mirrors
- Leather wrapped steering wheel
- 3 storage bins (2 with cover) behind operator's seat
- 2 storage shelves in fuse cover
- Removable cooler box under instructor seat
- Padded left door arm rest
- Window shades on L&R windows



Air suspended seat or ventilated, heated, semiactive leather seat with controls to provide luxury automotive comfort level



Removable coolbox under passenger seat

# CONTROL AT YOUR FINGERTIPS

Ergonomic design and intuitive controls

Case IH engineers have thought through every little detail on how the operator interacts with the machine to ensure that Axial-Flow® 250 Series combines are intuitive in operation and allow the operator to quickly get the best out of them.

## THE CONTROLS

All major controls are integrated into the right hand console and the multifunction control lever.

The adjustable joystick lets you control numerous essential functions with your thumb. The adjustable right-hand console-mounted display makes it easy to monitor key information and current statistics. The AFS Pro 700 monitor includes video capability and is telematics-ready.

For full control the most commonly used commands are

close at hand and ergonomically laid-out. This allows easy management of all header functions and operation of the unloading auger. In addition an emergency stop button is included to halt the elevator and header.

The feedrate control option enables you to ensure your combine is always operating at maximum capacity by selecting between modes:

- **Performance mode.** Combine adapts groundspeed to operate at targeted engine load and is constrained by rotor and sieve losses
- **Fixed throughput.** Combine ground speed is adjusted to sustain a set capacity
- **Max throughput.** Combine adapts groundspeed to reach a target engine load.

## OPERATOR ASSIST FUNCTIONS: FEEDRATE CONTROL AND GUIDANCE

Feedrate control (option)

Auto guidance engage



## UNLOAD AUGER CONTROL FUNCTIONS

Unloading auger swing

Unloading auger engagement

Independent cross auger control

## HEADER/REEL CONTROL

Header resume

Header raise, lower, tilt left, tilt right

Reel raise, lower, tilt left, tilt right



Logical layout of controls: All functions above the operator are controlled from the cab roof. All other functions below the operator are controlled from the right hand console



**ENGAGEMENT/REVERSING OF HEADER AND THRESHING SYSTEM**

Rotor: On, Off, Reverse  
Feeder: On, Off, Reverse

**HEADER HEIGHT MEMORY AND REEL SPEED CONTROLS**

Reel speed control  
Auto/manual reel speed switch  
Auto header speed control  
Auto header speed engage  
Auto header height fine adjust  
Auto header height setting

**ROTOR ADJUSTMENTS**

Rotor speed  
Concave position  
Rotor discharge deflector control  
Rotor cage vane adjustment

**CLEANING SYSTEMS ADJUSTMENTS**

Fan speed  
Pre-sieve adjustment  
Upper sieve position  
Lower sieve position

**ENGINE SPEED CONTROL**

Throttle control lever

**2-SPEED TRANSMISSION**

**RESIDUE MANAGEMENT ADJUSTMENTS**

LH spreader distance adjust  
RH spreader distance adjust  
Spreader mass distribution adjust  
Spreader speed adjust  
Counter knife bank control

**TRANSMISSION/POWERED REAR AXLE CONTROL**

Park brake  
Two speed hydro  
Power guide axle







# PRECISION FARMING EQUALS PERFORMANCE

Boost your business

We live in an age of electronics to make our lives easier. Digitalisation is also a growing factor in agriculture – and Case IH Advanced Farming Systems play a key role here.

Case IH is one of the leading agricultural manufacturers of precision farming technology, and offers a range of systems that not only boost efficiency but also minimise input costs. In this way our technology helps to maximise yield potential – and maximise margins.

# CASE IH AFS™

## Guidance Systems

Case IH AFS™ stands for an extensive range of operator-oriented solutions that help you farm and manage your fields more efficiently than ever before. Take advantage of what is the most important advancement in modern agriculture since the start of mechanisation, and benefit from increased control, productivity, efficiency and precision. Case IH AFS solutions are easy and intuitive to use, and integrate seamlessly with Axial-Flow® 250 Series combines.

### ALWAYS ON THE RIGHT TRACK

AFS AccuGuide is a GPS-based auto-steering system. In corn, combined with the mechanical row guidance it will ensure the combine precisely follows the crop rows. That takes the stress out of harvesting at high speeds and with wide headers. It reduces operator fatigue, boosts productivity and lets you exploit the combine's full capabilities.

### CONTROLLED TRAFFIC FARMING

Sustainable soil management and soil conservation receive growing attention, resulting in an increased interest in Controlled Traffic Farming (CTF). Based on pre-defined in-field tracks, which are marked once and thereafter permanently used, this solution is gaining popularity among European farmers. The soil surface

between the tracks is unaffected and uncompacted. Wheel tracks of the machines used for field work are harmonised as well. A reliable, high-precision guidance system is a basic requirement for CTF, and Case IH AFS is the ideal solution.

### CASE IH SOLUTIONS FOR 12 METRE CONTROLLED TRAFFIC FARMING

- Case IH RTK+ systems for absolute precision, repeatability and reliability within 2.0 cm variation
- 12.5 m header option to keep the combine on track
- Extra-long, foldable unloading auger for direct unloading into transfer vehicles driving on the next permanent 12 metre track



AFS 372 receiver

---

### ADVANTAGES

- Straight tracks and windrows; comfortable for high speed baling.
- Reduced skips and overlaps improve field efficiency and guarantee an even spread of residue, improving soil health.
- High productivity even with poor visibility during night.
- Year-on-year repeatability driving on the same track resulting in minimal compacted field area.



Controlled Traffic Farming





# AFS CONNECT™

Exchanging information – key for proactive harvest management

The AFS Connect™ advanced farm management system gives you instant access to information for every machine in your fleet – including machine location, diagnostics, and fuel and engine stats.

## SECURITY AND ASSET TRACKING

Track all your machines from a single webpage with fleet management. Protect your investment and streamline maintenance with AFS Connect™ alerts and antitheft system. Ensure maximum security with geo-fencing and curfew features. Since the system can be serviced via mobile communication, there's no need to take your equipment to your dealer for diagnosis or support.

## COMPATIBILITY

Case IH AFS Connect™ package is compatible with your existing precision farming systems, and can be retrofitted on your fleet. The Case IH telematics solution is available factory-fitted with AFS Pro 700 display and Case IH modem at various levels.

The following versions are available:

- Telematics only: info every second (tracking, anti-theft)
- Telematics with File Transfer: data management (field boundaries, mappings)
- Telematics with File Transfer and Guidance

## BENEFITS

- Ability to immediately correct costly under-performance.
- Wireless transfer of data and information reducing time-wasting rendezvous for physical exchanges.
- Simplifying management of machine service issues – simplifies time management and harvest planning.
- Ability to gain remote expert advice on the machine, saving potential downtime.



# ANALYSE PERFORMANCE IN REAL TIME

Telematics data provided by AFS Connect™ are transferred to your farm computer in real-time, enabling you to provide instant advice and directions whenever you see the need to make immediate operating adjustments.

## AFS CONNECT™

AFS Connect™ offers fleet management capabilities, machine location tracking and a working status overview. Knowing exactly where your tractor or combine is – in which field and in which part of that field – allows you to guide trailers or fuel supplies

exactly to the right spot. No time is wasted whilst the efficiency of man and machine are kept at their maximum. With the AFS Connect Manager, you can be alerted when your machine leaves a designated area. In addition to security benefits, this also allows you to guide operators to preferred routes and instructed areas – particularly helpful for inexperienced staff or contract services. Other helpful management and analysis possibilities include:

- Comparative data from different machines to identify areas of possible improvement where one machine is performing better than the other.

- Having operating data instantly at hand, as well as access to performance and set-up figures from previous working periods for the same or similar machines, provides aid for new or inexperienced operators and enables them to quickly increase their efficiency.
- AFS Connect messaging allows farm owners and managers, as well as Case IH dealer technicians, to send advice directly to the machine's display – so operators can improve their performance on the move.

## AFS CONNECT™ FEATURES

- Fleet Management, including vehicle mapping, historic performance comparison.
- Machine Monitoring, including geofence/curfew settings, motion detection for the last five days after last key-off.
- Maintenance, including maintenance-due alerts.
- One-Minute Update Rate, or when status change occurs including reporting of key on/off, idle time and workload.
- Machine Status, including reporting of travelling, engine hours, moving, working and moving, moving and unloading, unloading and working, unloading and moving, unloading.
- Dashboard Graphic Interface of key vehicle parameters on supported platforms, such as engine speed and oil temperature, coolant temperature and level, hydraulic oil temperature and pressure, fuel level, DEF level, battery voltage
- CAN Viewer lets you watch machine parameters remotely in real time.
- Two-Way Messaging from the web portal to the vehicle, with a predefined set of potential operator responses.
- Graphic Reports showing area worked, yield average, flow average, moisture average, yield, fuel level.
- Two-Way File Transfer helps you transport AFS data wirelessly to your farm office or trusted adviser and upload prescriptions directly to your machine.
- Cellular Network Coverage, with multiple providers per country for best coverage. Roaming SIM card and data plan included in AFS Connect subscription works globally.
- Maintenance view & Machine faults: Provides you and your dealer with a statement of your fleet. Knowing the status of your machine will allow your dealership to quickly solve the issue and to keep you farming.
- Coverage & Yield / As-applied maps: Visualize in real-time field information from current and on-going operations. Those data will help you to optimize your fleet and boost your productivity.
- Boundary & Guidance Lines: No wasting time in making new lines - share guidance lines between your machines to ensure that passes of all your fleet match exactly



## EXPERTISE ON DEMAND

It's a brand new machine – the first time in your field with this make and model. The challenge is a simple one: learn the features, the operating procedures, the design details of a new combine. The new owner knows what his machine can do; the key is to achieve peak performance and become an expert as quickly as possible.



### HARVEST EXPERTISE NOW

To do this, Case IH puts an expert in the instructional seat alongside you. This is a specialist able to pinpoint issues fast; there's no need to stop to explain.

It turns novices into experts to achieve peak efficiency sooner. Less experienced operators can take over the driver's seat with confidence. The owner is free to manage other issues while the data connection handles training and monitors machine data.

### REAL LIFE CHALLENGE: REAL LIFE EXPERIENCE

Suppose an owner has three combines in the field. One of his operators is a seasoned expert, while the other two are relative novices. The challenge is to get full efficiency and productivity from all three machines.

### AFS CONNECT SOLUTION:

- **Key Operator:** Real-time coaching is the answer. Using industry-leading, two-way AFS Connect™ portal to Pro 700 messaging, the expert operator provides input to the other operators while monitoring their machine data via the clear, familiar, AFS Connect™ dashboard on a web browser.
- **Real World Results:** The performance of all three machines approaches an optimum level as the experience and skills of the operator/coach are transmitted to the novice drivers. The owner sees a better return on his equipment investment because the key operator can stay fully productive while making an important training contribution.





## BE A FARMER.

We take care of the rest

The Case IH commitment is to be there for owners when they need aftersales advice. That's why we have put together a comprehensive service package for our customers. We build on a strong local network in order to be there as quickly as possible in an emergency, and offer you a comprehensive customer service program.

These services range from technical support, advice regarding AFS questions, pending service checks, and organisation and provision of the right spare parts, through to the correct financing of your Case IH product. Everything tailored to your needs and our products – just as services should be.



# DAILY CHECKS AND MAINTENANCE

Don't lose precious time – be in the field within 20 minutes

Thanks to a design centred around fewer moving parts than on any other combine, the Case IH Axial-Flow® gets you going while others are still in the yard.

## DAILY INSPECTION IS EASY

All inspection points are accessed from ground level, or a conveniently placed step. Side shields fold upwards, providing protection against weather elements and the sun. The engine and grain tank are accessed conveniently from a foldable ladder giving access to a large service deck.

An optional on-board airline means there is no need for a separate compressor to clean down the machine. Once the day is over, thoughtful touches include a large water bottle and dustproof toolbox to secure away valuable items plus an optional hand wash station.

## LOWEST OPERATING COSTS

Fewer moving parts, high reliability, reduced maintenance and minimal downtime are just some of the strengths behind every Case IH Axial-Flow® we build.

## BENEFITS

- Fewer moving parts means high reliability.
- Simple servicing and daily checks means more time spent harvesting.
- Easy access to the concaves and rotor allows quick servicing or repairs.
- Spacious access to the engine and cooling system for quick and safe daily maintenance.
- Benefit from more productive time in the field.



KEEP HARVESTING! Daily checks and cleaning have been made easier with the new swing-out radiator package, while the air filter is conveniently located for quick inspection

# SERVICE TEAM.

Be a farmer. We take care of the rest.

The Case IH **SERVICE TEAM**, a strong dealer network backed up by local Case IH market teams, industry-leading Case IH support tools, modern training methods, best-in-class spare parts support and logistics performance, providing Case IH customers with an excellent all-encompassing after-sales service, keeping customers farming!

## GENUINE PARTS

### WE KEEP YOUR EQUIPMENT RUNNING.

Your local Case IH dealer and our dedicated 24/7 parts call centre technicians and their logistics colleagues are all part of the Case IH ServiceTeam network. They're highly trained to give you expert advice and solve problems, ensuring the correct, genuine Case IH parts are located and dispatched right away, reaching you next day or sooner to keep your machine in top condition.



## MAXSERVICE

### AROUND THE CLOCK. AROUND THE COUNTRY.

When you're working around the clock, MaxService ensures you're never alone. It's a dedicated helpline that connects you to the Case IH ServiceTeam 24/7. Call technicians at your local dealer are ready to assist with technical advice, software solutions and genuine parts ordering. At peak season, we can keep you farming with breakdown assistance.



**SAFEGUARD**  
GOLD

**SAFEGUARD**  
SILVER

**SAFEGUARD**  
BRONZE

### SERENITY DAY AFTER DAY.

Safeguard Gold, Silver and Bronze are maintenance contract service packages. Specifically tailored around you and your machinery, they can include extended warranty, servicing, telematics, insurance and Case IH finance packages. Most importantly, they provide peace of mind, mechanical coverage and make the cost of ownership clear and easy to manage.



### OPTIMAL FINANCING SOLUTION FOR EVERY INVESTMENT.

CNH Industrial Capital is the financing company for Case IH. Our employees are financial experts and have many years of experience in agriculture. We do not only know about Case IH products and the market – we also understand the individual requirements of your operations. Therefore we are always able to offer you a financial solution for your new investments that is tailored specifically to your operational requirements. Our most important goal is improving the profitability of your investments!



# SUSTAINABILITY

It's part of everything we do



REDUCE THE CONSUMPTION OF RESOURCES BY MOVING FROM FOSSIL FUELS TO A **RENEWABLE ENERGY SYSTEM**



INCREASE AGRICULTURAL PRODUCTIVITY TO **IMPROVE FOOD** AVAILABILITY



REDUCE **ENVIRONMENTAL IMPACT** AND OPTIMIZE **ENERGY CONSUMPTION** IN ALL COMPANY PROCESSES



INCREASE OPPORTUNITIES FOR EXCHANGING **IDEAS** AND **GOOD PRACTICES** WITH ALL **STAKEHOLDERS**

Case IH is part of CNH Industrial, one of the world's largest capital goods companies. It has a firm focus on its environmental responsibilities, and has been a seven-time leader in the Dow Jones Sustainability Index. Within the CNH Industrial group:

- 91% of waste is recovered
- 27.5% of water used is recycled and
- 56% of electricity used is from renewable sources.

Being a global leader in capital goods carries great responsibilities, which means that we must be accountable for every global activity we perform. Our responsibility does not stop at the factory gate, and we have made great efforts to be proactive when it comes to the broader global issues surrounding sustainability. Over the years, our work in research and development has been geared towards ensuring that our products continue to achieve increasingly high standards in

terms of safety and eco-compatibility. Rather than limiting customers to a choice between low operating costs and eco-efficiency, our strategy is to offer products that deliver both.

By providing innovative products and solutions that abide by environmentally responsible operating practices, Case IH is doing its part to address global issues such as climate change. Today's companies face complex and interconnected challenges that demand an ever-evolving approach to sustainability, a scenario that Case IH believes is an important driver in creating long-term value for all its stakeholders, which is a core objective of the brand.

At Case IH, our engineers are focused on producing machines that not only work on the land, but work with it too.

---

## THE SUSTAINABILITY GROWTH DRIVERS ARE:

- Necessity to feed an increasing population
- Importance of soil protection for future generations
- Growing sustainable farming solutions
- Increasing public awareness
- Fostering people engagement



**8** YEARS IN A ROW  
INDUSTRY LEADER



2018 MARKS THE 8<sup>TH</sup> CONSECUTIVE YEAR THAT CNH INDUSTRIAL IS A CONFIRMED INDUSTRY LEADER IN THE PRESTIGIOUS DOW JONES SUSTAINABILITY INDICES WORLD AND EUROPE.



MODELS	Axial-Flow® 7250	Axial-Flow® 8250	Axial-Flow® 9250
<b>HEADERS</b>			
Case IH fixed/variable knife headers (2030/3050 range), draper headers (3152 range), flexheaders (3020 range) working widths (m):	6.1/6.7/7.6 / 9.2	7.6 / 9.2 / 10.7 / 13.7	7.6 / 9.2 / 10.7 / 13.7
Corn header 4400 range rigid/foldable:	6, 8 and 12 row wide corn headers and 16/18 row narrow headers		
Pickup headers 3016 range working width (m):	3.7 / 4.6		
<b>THRESHING / SEPARATING</b>			
Rotor drive type	Gearbox and shaft - variable speed Power Plus Drive with reverser		
Rotor speed range (rpm)	220 - 1,180 (3 ranges)	220 - 1,180 (3 ranges)	220 - 1,180 (3 ranges)
Rotor diameter and length (mm)	762 / 2,638	762 / 2,638	762 / 2,638
Total separation area (m²)	2.98	2.98	2.98
Threshing / separating concave rows wrap angle (°)	180	180	180
Number of concave rows: threshing/separation	2 / 2	2 / 2	2 / 2
<b>CLEANING SYSTEM</b>			
Cascade sieve	•	•	•
Cleaning shoe width (mm)	1,580	1,580	1,580
Levelling capability (%)	12.1	12.1	12.1
Total sieve area under wind control (m²)	6.5	6.5	6.5
<b>CLEANING FAN</b>			
Fan speed range (rpm)	Hydraulic Load Sensing - 300 to 1,150		
<b>RETURN SYSTEM</b>			
Tailings return type	Triple impeller tailings processor directly to grain pan		
<b>GRAIN TANK / UNLOADING</b>			
In-cab control of grain tank covers	•	•	•
Grain tank capacity (l)	11,100 (optional 14,400)	14,400	14,400
Standard / High Capacity unload rate (l/s)	113 / 141	113 / 159	113 / 159
Unloading auger effective length, measured from middle of combine to tip of unloading auger (standard/option) (m)	Standard unloading system: 6.7 or 7.6 m / High Capacity Options: 7.2, 8.8 m (rigid or folding auger)		
<b>STRAW CHOPPER &amp; SPREADER</b>			
Straw chopper	Integral fixed knife chopper / Xtra-Chopping System (option)		
Number of knives: chopper/counterbar	Integral chopper: 24/12; 40/40, 120/40 knives Xtra-Chopping system: Integral prechopper with 40/40 or 120/40 knives plus hood mount chopper with 96 knives		
Spreader type	Integral chopper: Vertical, twin disc hydraulically driven, in cab speed adjustable – Xtra-Chopping system: Independent spreadboards.		

MODELS	Axial-Flow® 7250	Axial-Flow® 8250	Axial-Flow® 9250
<b>ENGINE <sup>1)</sup></b>			
Type / Capacity (cm <sup>3</sup> ) / Emission stage	6 cylinder, turbo, aftercooler / 11,100 / Stage IV	6 cylinder, turbo, aftercooler / 12,900 / Stage IV	6 cylinder, turbo, aftercooler / 15,900 / Stage IV
Power at rated speed (kW/hp)	317 / 431	365 / 496	410 / 557
Max. power ECE R120 at 2000 rpm (kW/hp(cv))	366 / 498	420 / 571	466 / 634
Fuel tank, diesel/urea (l)	1,125 / 166	1,125 / 166	Standard: 1,200 / 166 – Xtra-Chopping System: 1020 / 166
<b>TRACTION</b>			
Transmission	2 speed hydrostatic with on-the-go hydraulic high/low shift	2 speed hydrostatic with on-the-go hydraulic high/low shift	2 speed hydrostatic with on-the-go hydraulic high/low shift
Heavy duty adjustable steering axle	•	•	•
Final drive type	bull gear or planetary option	planetary	planetary
Powered rear axle	○	○	○
Differential lock	○	○	○
<b>OPERATOR CAB</b>			
“Comfort” cab: new seat positioning for added leg room, instructor seat, narrow adjustable steering console, rearranged right hand console and switches in cab, new Multifunction handle, large openable graintank window, right hand emergency exit	○	○	○
“Luxury” cab (Comfort cab, plus: Elec.mirrors, sunshades, leather steering wheel, removable cool box, added storage space, semi-active leather seat option, added trim)	○	○	○
<b>ADVANCED FARMING SYSTEMS (AFS)</b>			
Yield & moisture monitoring / mapping / guidance / Feedrate Control / AFS Harvest Command™	○	○	○
AFS Precision Farming ready and Guidance ready	○	○	○
<b>OVERALL MACHINE SPECS</b>			
Length – feeder to rear trim panel (mm)	8,050	8,050	8,050
Wheel base (mm)	3,635	3,635	3,635
Minimum height (transport) (mm)	3,980	3,980	3,980
Width with narrowest tyres fitted – min (mm)	3,490	3,490	3,490
Approximate weight of machine (kg)	19,000	20,000	21,000 (on tracks)
<b>TYRE OPTIONS</b>			
Front tyres	VF710/70R42 CFO 190B R1W / IF800/70R38 CFO 187A8 R1W / IF900/60R32 CFO 188A8 R1W / VF900/60R38 CFO 193 A8 R1W		
Rear tyres	500/85R24 IMP 165A8 / VF600/70R28 CFO 173A8 R1W / VF620/70R26 173A8 R1W / 750/65R26 CFO 177A8 R1W		
Tracks	610 mm, 724 mm or 860 mm track widths, tricycle system with rubber dampening or hydraulic suspension		


<sup>1)</sup> ECE R-120 correspond to ISO TR14396 <sup>2)</sup> FPT Industrial engine • Standard ○ Optional – not available

CASE IH Axial-Flow® 250 series brochure – 10/2018  
Cod. 18C2044COMINB  
Printed in AUSTRIA

[WWW.CASEIH.COM](http://WWW.CASEIH.COM)

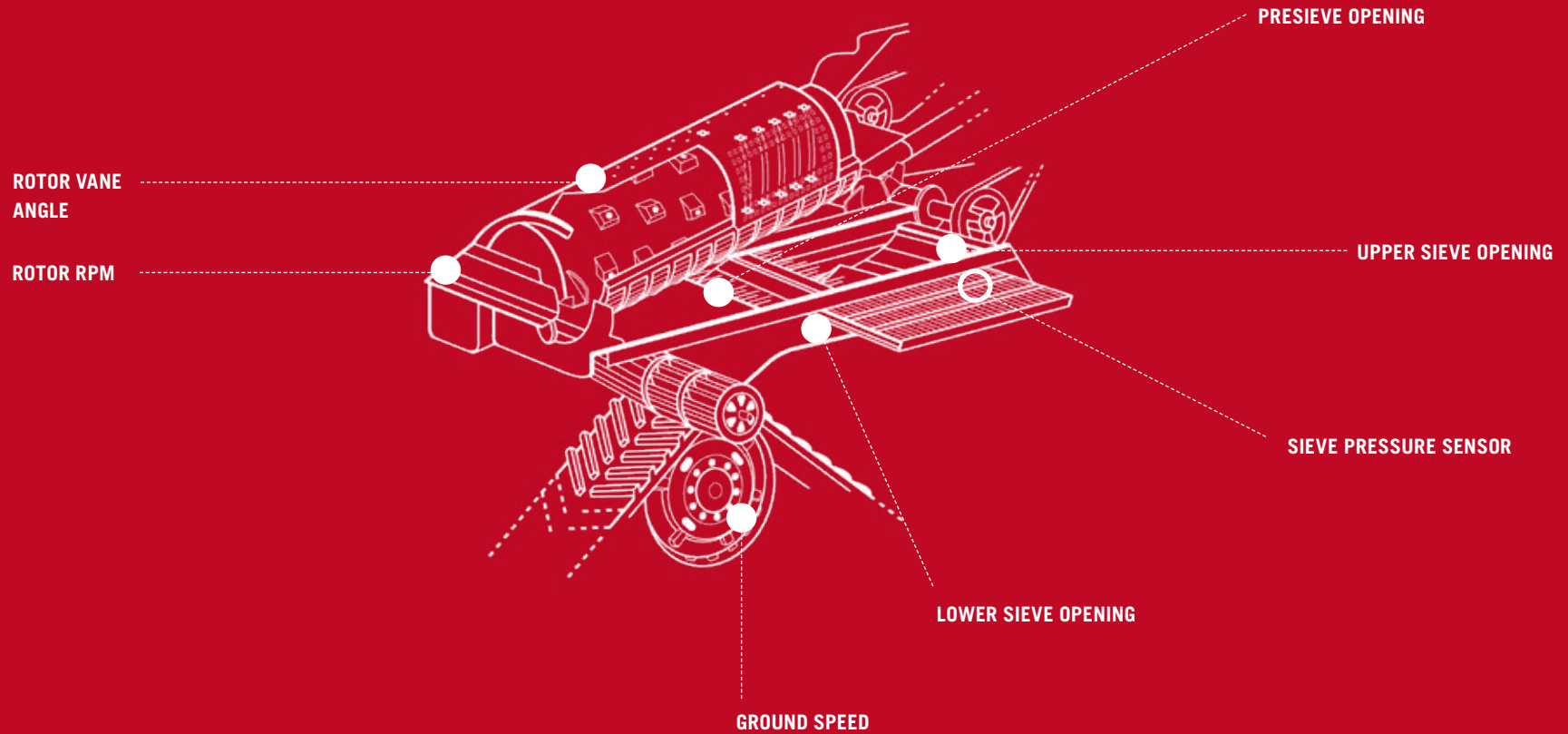
**CNH Industrial Österreich GmbH**  
**Steyrer Straße 32, A-4300 St. Valentin – Austria**

Free phone: 00 800 22 73 44 00

 Safety never hurts! Always read the Operator's Manual before working with any equipment. Inspect equipment before using it, and be sure it is operating properly. Follow the product safety signs, and use any safety features provided. This literature has been published for worldwide circulation. The standard and optional equipment and the availability of individual models may vary from one country to the next. Case IH reserves the right to undertake modifications without prior notice to the design and technical equipment at all times without this resulting in any obligation whatsoever to make such modifications to units already sold. Whilst every effort is made to ensure that the specifications, descriptions and illustrations in this brochure are correct at the time of going to press, these are also subject to change without prior notice. Illustrations may show optional equipment or may not show all standard equipment. Case IH recommends **AKCELA** lubricants.



**CASE IH**  
AGRICULTURE  
FOR THOSE WHO DEMAND MORE



AFS Harvest Command™ – SIMPLY ADVANCED

